

CITY OF OLEAN, NEW YORK

COMPUTATION OF TAX LEVY

FOR THE FISCAL YEAR JUNE 1, 2003 TO MAY 31, 2004

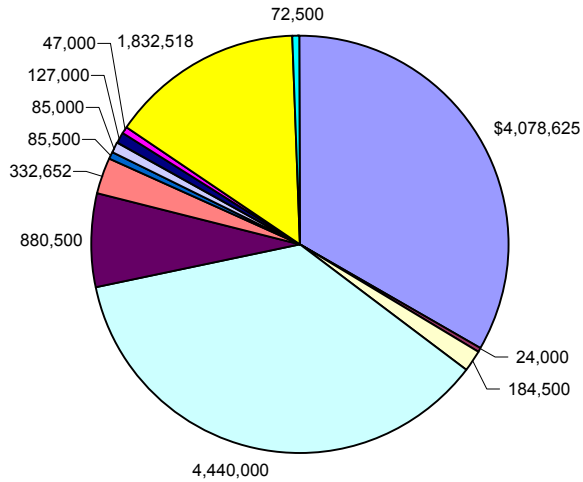
	General Fund	Water Fund	Sewer Fund	Debt Service Fund
Budget Appropriations	\$ 13,053,295	\$ 2,189,000	\$ 1,458,000	\$ 581,263
Less:				
Estimated Revenues Other Than Real Estate Taxes	8,111,170	2,189,000	1,458,000	534,670
Appropriated Fund Balances and Reserves	863,500	-	-	46,593
Total Estimated Revenues, Appropriations Fund Balances and Reserves	8,974,670	2,189,000	1,458,000	581,263
Balance of Appropriations to be Raised by Real Estate Taxes	\$ 4,078,625			
Budgeted Surplus (Deficit) of Special Revenue Funds		\$ -	\$ -	
Budgeted Surplus (Deficit) of Debt Service Fund				\$ -
Assessed Valuations	\$ 40,319,338			
Tax Rate per \$1,000 of Assessed Valuation	101.16			

CITY OF OLEAN, NEW YORK
GENERAL FUND BUDGET
FOR THE 2002-2003 AND 2003-2004 BUDGET YEARS

	2002-2003	2003-2004	Increase / (Decrease)
REVENUES:			
Real property taxes	\$ 4,037,680	\$ 4,078,625	\$ 40,945
Special assessment tax - real property	33,000	24,000	(9,000)
Real property tax items	207,000	184,500	(22,500)
Non-property tax items	4,350,000	4,440,000	90,000
Departmental income	809,500	880,500	71,000
Intergovernmental charges	197,152	332,652	135,500
Use of money and property	172,550	85,500	(87,050)
Licenses and permits	81,250	85,000	3,750
Fines and forfeitures	120,000	127,000	7,000
Sales of property and compensation for loss	38,000	47,000	9,000
State aid	1,853,873	1,832,518	(21,355)
Federal aid	85,000	72,500	(12,500)
TOTAL REVENUES	11,985,005	12,189,795	204,790
EXPENDITURES:			
General government support	2,298,505	2,388,562	90,057
Public safety	4,955,342	5,071,404	116,062
Health	49,437	65,475	16,038
Transportation	1,184,172	1,240,950	56,778
Economic development	26,250	26,250	-
Culture and recreation	981,326	1,036,245	54,919
Home and community services	82,900	107,400	24,500
Employee benefits	2,034,553	2,202,972	168,419
Debt service:			
Principal	21,926	22,147	221
Interest	2,908	2,687	(221)
TOTAL EXPENDITURES	11,637,319	12,164,093	526,774
EXCESS OF REVENUE OVER EXPENDITURES	347,686	25,702	(321,984)
OTHER FINANCING USES			
Operating transfers out	(847,686)	(889,202)	(41,516)
TOTAL OTHER FINANCING USES	(847,686)	(889,202)	(41,516)
APPROPRIATED FUND BALANCE	(500,000)	(863,500)	(363,500)

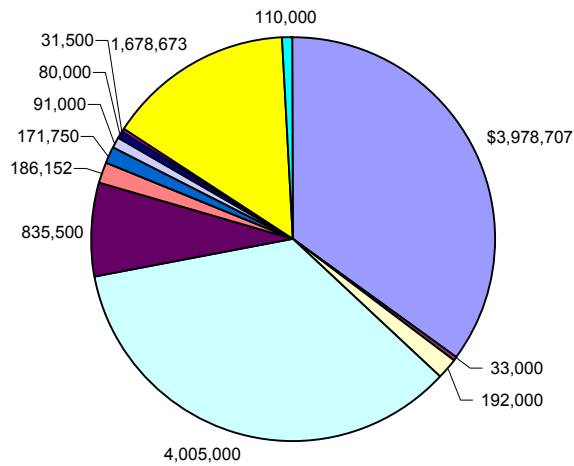
**CITY OF OLEAN, NEW YORK
2003-2004 BUDGET**

2003-2004 General Fund Budget Distribution - Revenue



- Real property taxes
- Special assessment tax - real property
- Real property tax items
- Non-property tax items
- Departmental income
- Intergovernmental charges
- Use of money and property
- Licenses and permits
- Fines and forfeitures
- Sales of property and compensation for loss
- State aid
- Federal aid

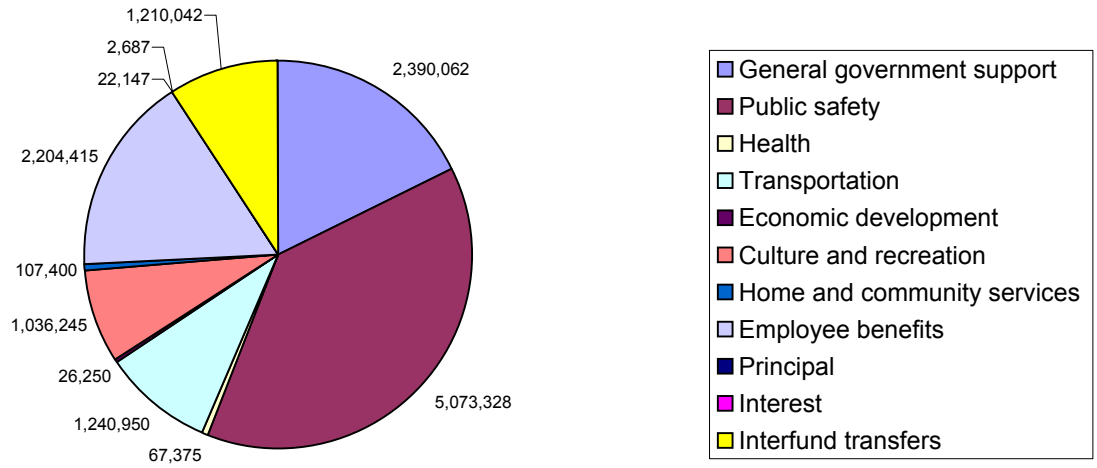
2002-2003 General Fund Budget Distribution - Revenue



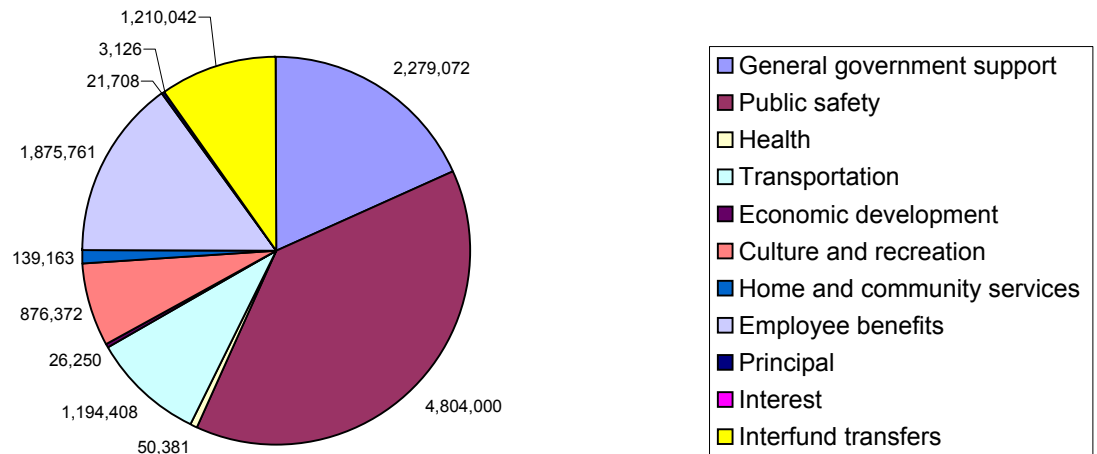
- Real property taxes
- Special assessment tax - real property
- Real property tax items
- Non-property tax items
- Departmental income
- Intergovernmental charges
- Use of money and property
- Licenses and permits
- Fines and forfeitures
- Sales of property and compensation for loss
- State aid
- Federal aid

**CITY OF OLEAN, NEW YORK
2003-2004 BUDGET**

2003-2004 General Fund Budget Distribution - Expenditures



2002-2003 General Fund Budget Distribution - Expenditures



**CITY OF OLEAN, NEW YORK
GENERAL FUND
SUMMARY OF BUDGET**

Dept. #	Department	Personal Services	Equipment & Capital Items	Contract Expenses	Employee Benefits	Debt Service & Transfers	Total Budget
1010	Legislative Board	\$ 25,000		\$ 11,000			\$ 36,000
1210	Mayor	81,960	\$ 500	7,100			89,560
1320	Auditor	142,197		2,800			144,997
1355	Assessments	69,776	2,500	5,000			77,276
1410	Clerk	158,274	5,800	41,300			205,374
1420	Law	79,015	750	6,758			86,523
1430	Personnel	40,603		2,950			43,553
1435	Human Resource			800			800
1440	Engineer	111,925	600	1,380			113,905
1450	Elections	18,700		4,400			23,100
1490	Public Works Administration	158,505		4,600			163,105
1620	Buildings	81,685	20,000	150,500			252,185
1640	Central Garage	201,561	5,000	190,075			396,636
1680	Central Data Processing	89,278	9,000	71,500			169,778
1690	Central Electric Services	106,520	1,500	19,250			127,270
1900	Special Items			458,500			458,500
3020	Public Safety Comm. System	250,413		8,260			258,673
3120	Police Department	2,067,166	7,440	67,365	\$ 53,995		2,195,966
3320	On Street Parking	41,434	2,650	1,094			45,178
3410	Fire Department	2,290,907	18,784	102,645	18,201		2,430,537
3510	Control of Animals	-		60,000			60,000
3610	Examining Board	540					540
3620	Safety Inspection	42,735		6,900			49,635
3640	Civil Defense	800		75			875
3650	Demolition of Unsafe Buildings			30,000			30,000
4020	Registrar of Vital Statistics	34,900		1,250			36,150
4068	Insect Control	-	100	15,925			16,025
4540	Ambulance			13,300			13,300
5110	Maintenance of Streets	440,138	1,000	208,725			649,863
5111	Tree Program	11,960	40,000				51,960
5142	Snow Removal			63,000			63,000
5182	Street Lighting			235,500			235,500
5610	Airport	55,352	3,000	80,250			138,602
5630	Transportation			40,000			40,000
5650	Off Street Parking	46,525		15,500			62,025
6410	Industrial Developmen			26,250			26,250
7110	Parks	316,980	15,170	35,900			368,050
7140	Youth & Recreation Svcs.	126,152	4,800	37,340			168,292
7190	Ice Skating Rink - Pool Complex	166,152	52,000	90,800			308,952
7210	Stadium			29,850			29,850
7310	Youth Bureau	48,015		20,500			68,515
7311	Special Olympics			750			750
7510	Historian	1,300		250			1,550
7520	Historical Property Bartlett House	9,800		12,000			21,800
7550	Celebrations			8,000			8,000
7620	Adult Recreation	7,736	4,000	48,750			60,486
8010	Zoning	3,900					3,900
8160	Refuse and Garbage			24,000			24,000
8660	Community Development	45,000	500	34,000			79,500
9000	Undistributed				2,202,972		2,202,972
9730	Debt Service					\$ 24,834	24,834
9955	Interfund Transfers					889,202	889,202
Total Appropriations		\$ 7,372,904	\$ 195,094	\$ 2,296,092	\$ 2,275,168	\$ 914,037	\$ 13,053,295
Percent to Total Budget 2003/2004		56.48%	1.49%	17.59%	17.43%	7.00%	100.00%
Percent to Total Budget 2002/2003		57.29%	1.69%	17.15%	16.87%	6.99%	100.00%

**CITY OF OLEAN, NEW YORK
APPROPRIATIONS - GENERAL FUND**

<u>Functional Unit</u>	<u>Detail</u>	<u>Budget 2003-2004</u>
1010 <u>Legislative Board</u>		
1010.100 Personal Service	\$ 25,000	
1010.440 Contracted Services	5,000	
1010.441 Printing	5,000	
1010.441 Travel, Training	1,000	
Total Legislative Board		\$ 36,000
1210 <u>Mayor</u>		
1210.100 Personal Service	81,960	
1210.220 Office Equipment	500	
1210.411 Office Supplies & Materials	1,900	
1210.443 Repairs to Equipment	400	
1210.450 Fees For Service	300	
1210.462 Travel, Training	4,500	
Total Mayor		89,560
1320 <u>Auditor</u>		
1320.100 Personal Service	142,197	
1320.411 Office Supplies & Materials	1,200	
1320.416 Books and Manuals	450	
1320.443 Repairs to Equipment	400	
1320.464 Dues and subscriptions	750	
Total Auditor		144,997
1355 <u>Assessments</u>		
1355.100 Personal Service	69,276	
1355.101 OT - Personal Service	500	
1355.200 Other Equipment	2,500	
1355.411 Office Supplies & Materials	1,500	
1355.441 Printing	1,000	
1355.453 Consulting Fees	1,500	
1355.462 Travel, Training	1,000	
Total Assessments		77,276
1410 <u>Clerk</u>		
1410.100 Personal Service	158,274	
1410.200 Other Equipment	5,800	
1410.411 Office Supplies & Materials	5,500	
1410.441 Printing	1,500	
1410.443 Repairs to Equipment	750	
1410.450 Fees for Service	1,000	
1410.461 Postage	30,000	
1410.462 Travel, Training	2,250	
1410.464 Dues and subscriptions	300	
Total Clerk		205,374

**CITY OF OLEAN, NEW YORK
APPROPRIATIONS - GENERAL FUND**

1420 Law

1420.100 Personal Service	79,015
1420.220 Office Equipment	750
1420.411 Office Supplies & Materials	700
1420.416 Books and Manuals	2,503
1420.455 Misc. Fees for Service	1,000
1420.457 Recording fees	100
1420.462 Travel, Training	2,200
1420.464 Dues and subscriptions	255

Total Law

86,523

1430 Personnel

1430.100 Personal Service	40,603
1430.411 Office Supplies & Materials	350
1430.441 Printing	750
1430.455 Misc. Fees for Service	600
1430.458 Medical Fees	750
1430.462 Travel, Training	500

Total Personnel

43,553

1435 Human Resources

1435.462 Travel, Training	800
---------------------------	-----

Total Human Resources

800

1440 Engineer

1440.100 Personal Service	105,825
1440.101 OT - Personal Service	6,100
1440.250 Other Equipment	600
1440.411 Office Supplies & Materials	750
1440.415 Uniforms & Protective Clothing	130
1440.443 Repairs to Equipment	250
1440.462 Travel, Training	250

Total Engineer

113,905

1450 Elections

1450.100 Personal Service	18,700
1450.441 Printing	100
1450.444 Repairs to Equipment	2,500
1450.447 Misc. Fees for Service	1,500
1450.462 Travel, Training	300

Total Elections

23,100

**CITY OF OLEAN, NEW YORK
APPROPRIATIONS - GENERAL FUND**

1490 Public Works Administration

1490.100 Personal Service	156,305
1490.101 OT - Personal Service	2,200
1490.411 Office Supplies & Materials	2,000
1490.443 Repairs to Equipment	1,900
1490.460 Misc. Fees for Service	100
1490.462 Travel, Training	250
1490.464 Dues and subscriptions	350

Total Public Works Administration

163,105

1620 Buildings

1620.100 Personal Service	81,685
1620.300 Capital Outlay	20,000
1620.417 Janitorial Supplies	6,000
1620.421 Telephone	75,000
1620.422 Light & Power	65,000
1620.444 Building Repairs	2,000
1620.445 Crime Lab	2,500

Total Buildings

252,185

1640 Central Garage

1640.100 Personal Service	196,561
1640.101 OT - Personal Service	5,000
1640.250 Other Equipment	5,000
1640.413 Gas & Oil	65,000
1640.414 Tires & Batteries	14,000
1640.415 Uniforms & Protective Clothing	1,100
1640.417 Janitorial Supplies	2,000
1640.419 Welding Supplies	2,800
1640.422 Light & Power	11,000
1640.425 Fuel for Heating	11,000
1640.444 Repairs to Equipment	2,000
1640.445 Building Repairs	4,000
1640.446 Auto Repairs	75,000
1640.447 Misc. Fees for Service	300
1640.462 Travel, Training	1,000
1640.465 Mechanics Tools	875

Total Central Garage

396,636

**CITY OF OLEAN, NEW YORK
APPROPRIATIONS - GENERAL FUND**

1680 Central Data Processing

1680.100 Personal Service	87,278
1680.101 OT - Personal Service	2,000
1680.200 Other Equipment	9,000
1680.411 Office Supplies & Materials	12,000
1680.443 Computer Maint. Contract	45,000
1680.454 Programming	12,000
1680.462 Travel, Training	2,500
	2,500

Total Central Data Processing

169,778

1690 Central Electric Services

1690.100 Personal Service	105,520
1690.101 OT - Personal Service	1,000
1690.250 Other Equipment	1,500
1690.410 Supplies and Materials	6,500
1690.416 Books and Manuals	500
1690.422 Light & Power	2,750
1690.425 Fuel for Heating	2,000
1690.444 Repairs to Equipment	5,000
1690.445 Building Repairs	500
1690.462 Travel, Training	2,000
	2,000

Total Central Electric Services

127,270

1900 Special Items

1910.511 Unallocated Insurance	275,000
1920.512 Municipal Assoc. Dues	5,500
1930.513 Judgments & Claims	1,000
1950.514 Taxes & Assessments - City	20,000
1989.453 Professional Services	25,000
1989.454 Employee Relations Services	45,000
1989.458 Other Professional Services	12,000
1990.590 Contingent Account	75,000
	75,000

Total Special Items

458,500

3020 Public Safety Communications System

3020.100 Personal Service	231,096
3020.101 OT - Personal Service	9,700
3020.102 Other Personal Service	9,617
3020.410 Supplies & Materials Safety	50
3020.411 Office Supplies	1,000
3020.415 Uniforms & Protective Clothing	1,061
3020.416 Books and Manuals	1,214
3020.441 Printing	450
3020.443 Repairs to office equipment	2,000
3020.447 Misc. Contracted Services	585
3020.462 Travel, Training	1,700
3020.464 Dues and subscriptions	200
	200

Total Public Safety Communications System

258,673

**CITY OF OLEAN, NEW YORK
APPROPRIATIONS - GENERAL FUND**

3120 Police Department

3120.100 Personal Service	1,808,844
3120.101 OT - Personal Service	70,000
3120.102 Other Personal Service	83,975
3120.107 Crossing Guards	42,900
3120.108 Matron, Meters, Clerical, Court PS	58,948
3120.109 Bingo Inspector - PS	2,500
3120.235 Communication Equipment	6,640
3120.245 Public Safety Equipment	800
3120.411 Office Supplies & Materials	2,500
3120.415 Uniforms & Protective Clothing	28,300
3120.416 Books and Manuals	500
3120.418 Other Materials & Supplies	15,000
3120.421 Telephone	200
3120.441 Printing	2,000
3120.442 Rental of Equipment	2,200
3120.443 Repairs to Office Equipment	1,200
3120.444 Repairs to Equipment	2,000
3120.446 Repairs to Automotive Equipment	3,000
3120.447 Misc. Fees for Service	6,000
3120.462 Travel, Training	3,000
3120.464 Dues and subscriptions	865
3120.465 Miscellaneous	600
3120.850 Retirement Benefits	53,995

Total Police Department

2,195,966

3320 On Street Parking

3320.100 Personal Service	41,434
3320.250 Other Equipment	2,650
3320.411 Office Supplies & Materials	50
3320.412 Supplies & Materials	592
3320.415 Uniforms & Protective Clothing	150
3320.419 Repair Parts	302

Total On Street Parking

45,178

**CITY OF OLEAN, NEW YORK
APPROPRIATIONS - GENERAL FUND**

3410 Fire Department

3410.100 Personal Service	2,019,916
3410.101 OT - Personal Service	102,333
3410.102 Other Personal Service	168,658
3410.200 Computer software	3,000
3410.235 Communication Equipment	8,000
3410.245 Public Safety Equipment	4,000
3410.250 Other Equipment	3,784
3410.411 Office Supplies & Materials	1,750
3410.415 Uniforms & Protective Clothing	19,800
3410.416 Books and Manuals	1,500
3410.417 Janitorial Supplies	2,500
3410.418 Other Materials & Supplies	1,700
3410.422 Light & Power	24,000
3410.426 Fire Investigation Team Expense	1,500
3410.441 Printing	500
3410.443 Repairs to office equipment	500
3410.444 Repairs to Equipment	10,421
3410.445 Building Repairs	12,150
3410.446 Auto Repairs	12,000
3410.447 Misc. Fees for Service	8,674
3410.461 Postage	150
3410.462 Travel, Training	4,500
3410.464 Dues and subscriptions	500
3410.465 Miscellaneous	500
3410.850 Retirement Benefits	18,201

Total Fire Department

2,430,537

3510 Control of Animals

3510.440 Fees for Service	60,000
---------------------------	--------

Total Control of Animals

60,000

3610 Examining Board

3610.100 Personal Service	540
---------------------------	-----

Total Examining Board

540

**CITY OF OLEAN, NEW YORK
APPROPRIATIONS - GENERAL FUND**

3620 Safety Inspection

3620.100 Personal Service	42,735
3620.411 Office Supplies & Materials	1,000
3620.415 Uniforms & Protective Clothing	200
3620.416 Books and Manuals	1,000
3620.441 Printing	500
3620.443 Repairs to Equipment	200
3620.455 Misc. Fees for Service	2,000
3620.462 Travel, Training	2,000
	2,000

Total Safety Inspection **49,635**

3640 Civil Defense

3640.100 Personal Service	800
3640.411 Office Supplies & Materials	75
	75

Total Civil Defense **875**

3650 Demolition of Unsafe Buildings

3650.447 Misc. Fees for Service	30,000
	30,000

Total Demolition of Unsafe Buildings **30,000**

4020 Registrar of Vital Statistics

4020.100 Personal Service	34,900
4020.411 Office Supplies & Materials	1,000
4020.443 Repairs to Equipment	250
	250

Total Registrar of Vital Statistics **36,150**

4068 Insect Control

4068.250 Other Equipment	100
4068.410 Supplies and Materials	2,000
4068.455 Misc. Fees for Service	13,175
4068.462 Travel, Training & Education	750
	750

Total Insect Control **16,025**

4540 Ambulance

4540.418 Medical supplies & materials	6,000
4540.444 Repairs to Equipment	2,000
4540.460 Oxygen	2,500
4540.462 Travel, Training	2,800
	2,800

Total Ambulance **13,300**

**CITY OF OLEAN, NEW YORK
APPROPRIATIONS - GENERAL FUND**

5110 Maintenance of Streets

5110.100 Personal Service	413,138
5110.101 OT - Personal Service	21,000
5110.102 Other Personal Service	6,000
5110.250 Other Equipment	1,000
5110.411 Office Supplies & Materials	75
5110.412 Resurfacing & Street Materials	170,000
5110.415 Uniforms & Protective Clothing	2,000
5110.418 Signs - traffic	16,000
5110.419 Accessories	4,500
5110.447 Misc. Fees for Service	16,000
5110.462 Travel, Training	150

Total Maintenance of Streets

649,863

5111 Tree Program

5111.100 Personal Service	11,960
5111.301 Tree Programs	40,000

Total Tree Program

51,960

5142 Snow Removal

5142.412 Salt, Sand, etc.	58,000
5142.419 Hydraulics, Cutting edges	5,000

Total Snow Removal

63,000

5182 Street Lighting

5182.424 Streets, Parks, Traffic signals	218,000
5182.444 Repairs to Equipment	17,500

Total Street Lighting

235,500

5610 Airport

5610.100 Personal Service	53,352
5610.101 Overtime, Other	2,000
5610.250 Other Equipment	3,000
5610.411 Office Supplies & Materials	300
5610.413 Fuel For Vehicles	5,000
5610.415 Uniforms & Protective Clothing	150
5610.417 Janitorial Supplies	1,000
5610.421 Telephone	1,800
5610.422 Light & Power	11,000
5610.425 Fuel For Heating	10,000
5610.445 Building Repairs	15,000
5610.447 Other Contracted Services	4,000
5610.466 Aviation Fuel (Resale)	32,000

Total Airport

138,602

5630 Transportation

5630.447 Misc. Fees for Service	40,000
---------------------------------	--------

Total Transportation

40,000

**CITY OF OLEAN, NEW YORK
APPROPRIATIONS - GENERAL FUND**

5650 Off Street Parking

5650.100 Personal Service	46,525
5650.411 Supplies and Materials	500
5650.422 Light & Power	6,000
5650.440 Contracted Services	9,000

Total Off Street Parking

62,025

6410 Industrial Development

6410.467 Programs	26,250
-------------------	--------

Total Industrial Development

26,250

7110 Parks

7110.100 Personal Service	309,980
7110.101 OT - Personal Service	7,000
7110.250 Other Equipment	5,720
7110.100 Capital Outlay	9,450
7110.410 Supplies and Materials	3,500
7110.412 Resurfacing & Street Materials	3,500
7110.415 Uniforms & Protective Clothing	900
7110.418 Parks materials & supplies	3,000
7110.419 Replacement supplies	2,000
7110.422 Light & Power	1,500
7110.444 Repairs to Equipment	2,000
7110.445 Building Repairs	12,500
7110.447 Misc. Fees for Service	6,500
7110.462 Travel, Training	500

Total Parks

368,050

7140 Youth and Recreation Services

7140.100 Personal Service	126,152
7140.220 Recreation Equipment	4,500
7140.250 Office Equipment	300
7140.411 Supplies and Materials	750
7140.412 Chemicals	1,950
7140.415 Uniforms & Protective Clothing	1,000
7140.417 Janitorial Supplies	300
7140.418 Supplies and Materials	4,000
7140.421 Telephone	540
7140.422 Light & Power	9,200
7140.444 Repairs to Equipment	750
7140.447 Misc. Fees for Service	12,000
7140.460 Auction fees	400
7140.462 Travel, Training	1,000
7140.464 Dues and subscriptions	450
7140.467 Programs	5,000

Total Youth and Recreation Services

168,292

**CITY OF OLEAN, NEW YORK
APPROPRIATIONS - GENERAL FUND**

7190 Ice Skating Rink - Pool Complex

7190.100 Personal Service	166,152
7190.250 Other Equipment	4,000
7190.301 Capital Outlay	48,000
7190.411 Supplies and materials	5,000
7190.415 Uniforms & Protective Clothing	800
7190.422 Light & Power	62,000
7190.444 Repairs to Equipment	9,500
7190.445 Building Repairs	8,500
7190.457 Misc. Fees for Service	2,500
7190.462 Travel, Training	500
7190.465 Licensing fees	2,000

Total Ice Skating Rink - Pool Complex

308,952

7210 Stadium

7210.418 Supplies and Materials	8,500
7210.422 Light & Power	12,000
7210.445 Repairs to Buildings & Grounds	7,850
7210.467 Programs	1,500

Total Stadium

29,850

7310 Youth Programs - Youth Bureau

7310.100 Personal Service	48,015
7310.411 Office Supplies & Materials	500
7310.462 Travel, Training	750
7310.464 Dues and subscriptions	250
7310.467 Programs	19,000

Total Youth Programs - Youth Bureau

68,515

7311 Special Olympics

7311.467 Programs	750
-------------------	-----

Total Special Olympics

750

7510 Historian

7510.100 Personal Service	1,300
7510.411 Office Supplies & Materials	250

Total Historian

1,550

7520 Historical Property

7520.100 Personal Service	9,800
7520.411 Office Supplies & Materials	250
7520.417 Janitorial Supplies	100
7520.422 Light & Power	5,400
7520.444 Repairs to Equipment	300
7520.445 Bartlett House	750
7520.447 Misc. Fees for Service	2,500
7520.450 Fees for Service	2,500
7520.465 Miscellaneous	200

Total Historical Property

21,800

**CITY OF OLEAN, NEW YORK
APPROPRIATIONS - GENERAL FUND**

7550 <u>Celebrations</u>		
7550.467 Programs	8,000	
Total Celebrations		8,000
7620 <u>Adult Recreation</u>		
7620.100 Personal Service	7,736	
7620.250 Other Equipment	1,000	
7620.301 Capital Outlay	3,000	
7620.417 Janitorial Supplies	1,750	
7620.422 Light & Power	7,000	
7620.425 Fuel for heating	4,500	
7620.445 Building Repairs	2,000	
7620.447 Misc. Fees for Service	1,000	
7620.467 Programs	32,500	
Total Adult Recreation		60,486
8010 <u>Zoning</u>		
8010.100 Personal Service	3,900	
Total Zoning		3,900
8160 <u>Refuse and Garbage</u>		
8160.447 Landfill Monitoring	24,000	
Total Refuse and Garbage		24,000
8660 <u>Community Development</u>		
8660.100 Personal Service	45,000	
8660.220 Office Equipment	500	
8660.411 Office Supplies & Materials	1,300	
8660.453 Consultants	31,000	
8660.462 Travel, Training	1,200	
8660.467 Programs	500	
Total Community Development		79,500
9000 <u>Undistributed</u>		
9010.628 State Retirement	140,000	
9015.629 Fire & Police Retirement	199,145	
9030.630 Social Security	564,027	
9040.633 Workers Compensation	188,000	
9050.636 Unemployment Insurance	4,500	
9060.650 Medical Insurance	1,025,000	
9089.854 Retirees Benefit - Hospital	56,500	
9090.854 Benefit Adjustment	25,800	
Total Undistributed		2,202,972

**CITY OF OLEAN, NEW YORK
APPROPRIATIONS - GENERAL FUND**

9790 Debt Service

9790.602 State Loan - Principal	22,147
9790.702 State Loan - Interest	2,687
	<hr/>

Total Debt Service

24,834

9955 Interfund Transfers

9950.550 Transfers to Capital Fund	418,750
9955.555 Transfers to Debt Service	470,452
	<hr/>

Total Interfund Transfers

889,202

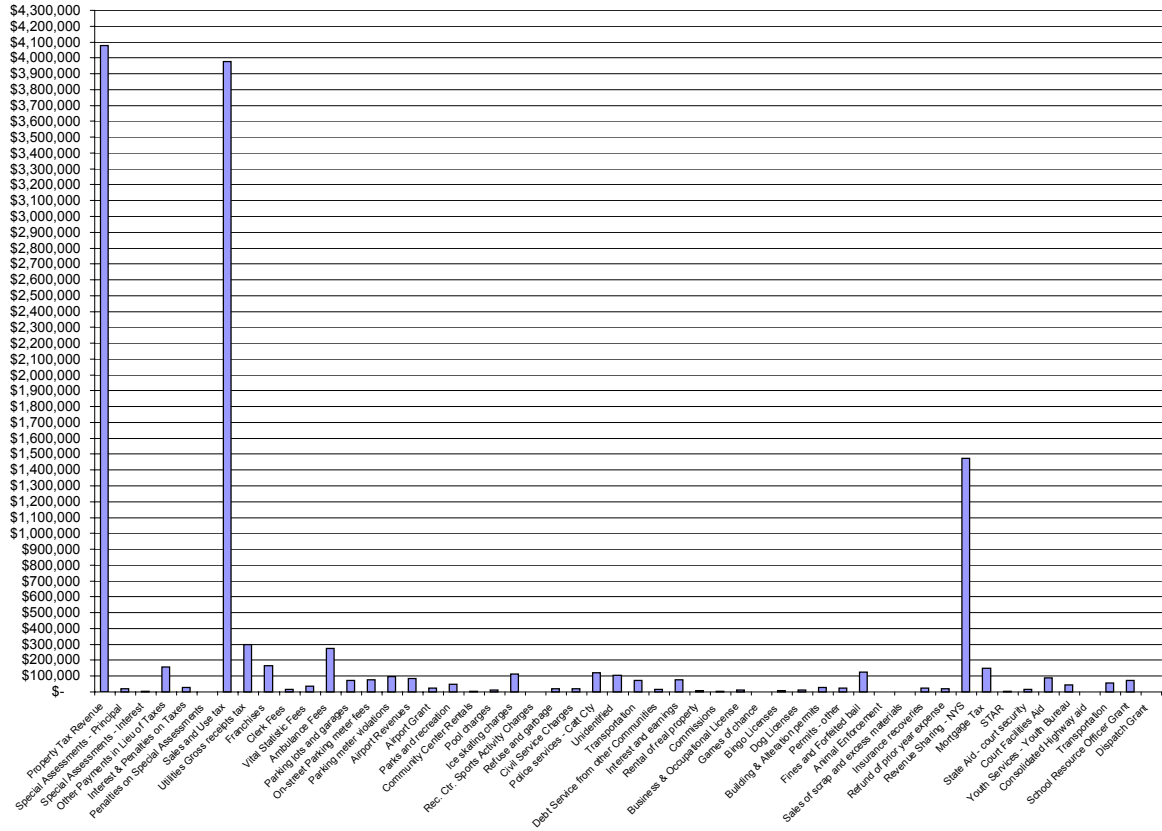
Total General Fund Appropriations

\$ 13,053,295

**CITY OF OLEAN, NEW YORK
ESTIMATED REVENUES - GENERAL FUND**

Acct. # Description	2002-2003	2003-2004	Increase (Decrease)	Percentage Change
1001 Property Tax Revenue	\$ 4,037,680	\$ 4,078,625	\$ 40,945	1.01%
1030 Special Assessments - Principa	25,000	20,000	(5,000)	-20.00%
1031 Special Assessments - Interes	8,000	4,000	(4,000)	-50.00%
1081 Other Payments in Lieu of Taxe:	178,000	156,000	(22,000)	-12.36%
1090 Interest & Penalties on Taxe:	28,000	28,000	-	0.00%
1091 Penalties on Special Assessment:	1,000	500	(500)	-50.00%
1110 Sales and Use tax	3,850,000	3,975,000	125,000	3.25%
1130 Utilities Gross receipts tax	350,000	300,000	(50,000)	-14.29%
1170 Franchises	150,000	165,000	15,000	10.00%
1255 Clerk Fees	20,000	18,000	(2,000)	-10.00%
1603 Vital Statistic Fees	35,000	36,000	1,000	2.86%
1640 Ambulance Fees	350,000	275,000	(75,000)	-21.43%
1720 Parking lots and garage:	55,000	71,000	16,000	29.09%
1740 On-street Parking meter fees:	75,000	75,000	-	0.00%
1741 Parking meter violation:	75,000	95,000	20,000	26.67%
1770 Airport Revenue:	-	86,000	86,000	
1789 Airport Grant	35,000	25,000	(10,000)	-28.57%
2001 Parks and recreation	26,000	47,000	21,000	80.77%
2002 Community Center Rental:	6,500	4,500	(2,000)	-30.77%
2005 Pool charges	15,000	12,000	(3,000)	-20.00%
2065 Ice skating charges	110,000	115,000	5,000	4.55%
2070 Rec. Ctr. Sports Activity Charges	5,000	-	(5,000)	-100.00%
2130 Refuse and garbage	2,000	21,000	19,000	950.00%
2220 Civil Service Charge:	18,500	19,000	500	2.70%
2260 Police services - Catt Cty	90,000	120,000	30,000	33.33%
2770 Unidentific	-	105,000	105,000	
2301 Transportator	74,000	74,000	-	0.00%
2392 Debt Service from other Communitie:	14,652	14,652	-	0.00%
2401 Interest and earnings:	170,000	75,000	(95,000)	-55.88%
2410 Rental of real property	550	7,000	6,450	1172.73%
2450 Commissions	2,000	3,500	1,500	75.00%
2501 Business & Occupational License:	12,500	12,000	(500)	-4.00%
2530 Games of chance	750	1,000	250	33.33%
2540 Bingo Licenses	7,500	7,000	(500)	-6.67%
2542 Dog Licenses	10,000	12,000	2,000	20.00%
2555 Building & Alteration permit:	28,000	30,000	2,000	7.14%
2590 Permits - other	22,500	23,000	500	2.22%
2610 Fines and Forfeited bai	115,000	125,000	10,000	8.70%
2611 Animal Enforcemen	5,000	2,000	(3,000)	-60.00%
2650 Sales of scrap and excess material:	3,000	2,000	(1,000)	-33.33%
2680 Insurance recoverie:	25,000	25,000	-	0.00%
2701 Refund of prior year expens:	10,000	20,000	10,000	100.00%
3001 Revenue Sharing - NYC	1,471,873	1,471,873	-	0.00%
3005 Mortgage Tax	130,000	150,000	20,000	15.38%
3089 STAR	11,000	5,645	(5,355)	-48.68%
3330 State Aid - court security	14,000	15,000	1,000	7.14%
3380 Court Facilities Aic	100,000	90,000	(10,000)	-10.00%
3389 Youth Services - Youth Bureat	40,000	45,000	5,000	12.50%
3501 Consolidated Highway air	55,000	-	(55,000)	-100.00%
3591 Transportator	32,000	55,000	23,000	71.88%
4389 School Resource Officer Gran	70,500	72,500	2,000	2.84%
4320 Dispatch Grant	14,500	-	(14,500)	-100.00%
Total Estimated Revenues	\$ 11,985,005	\$ 12,189,795	\$ 204,790	1.71%

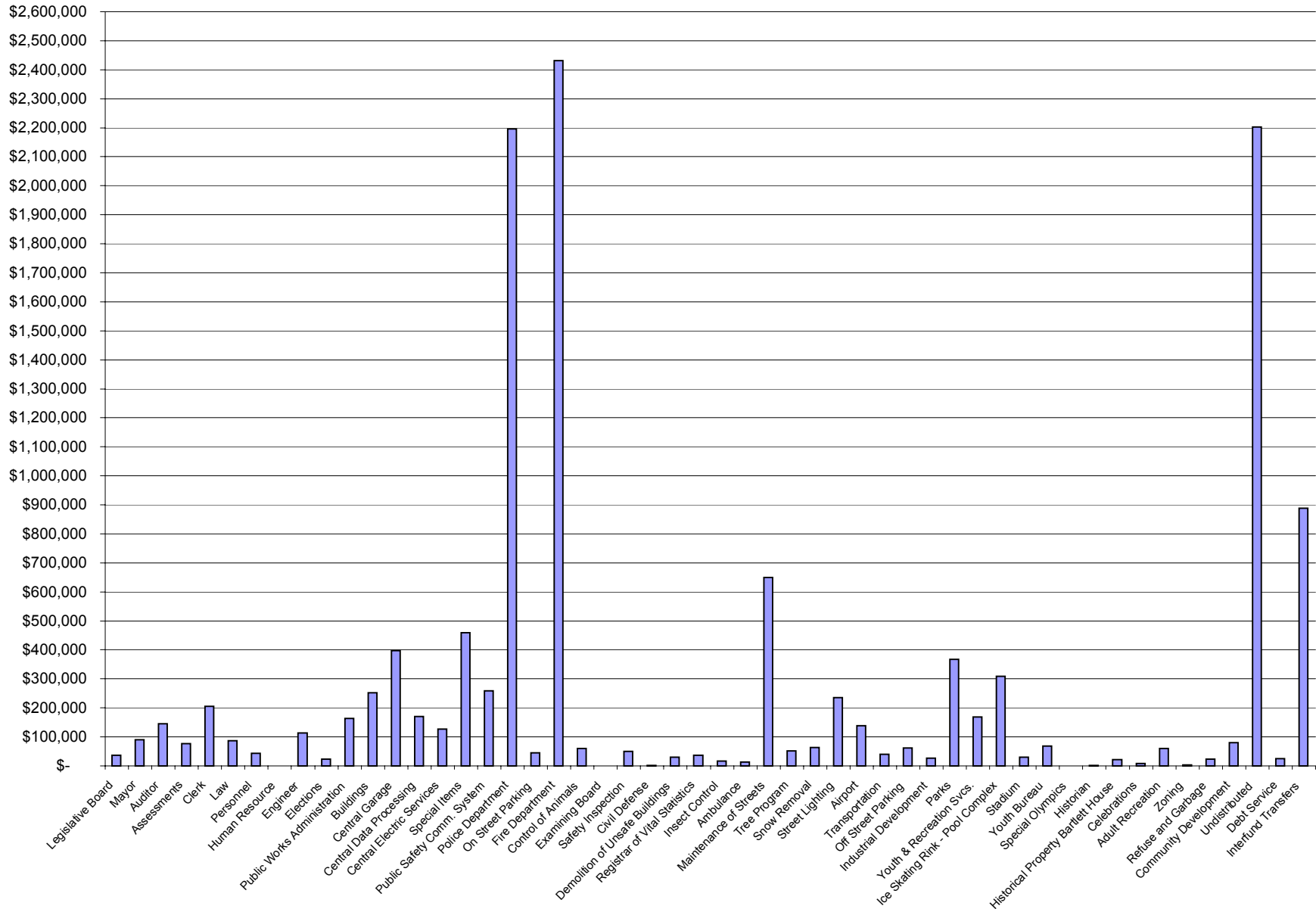
2003-2004 General Fund Budget - Revenue By Category



**CITY OF OLEAN, NEW YORK
GENERAL FUND
COMPARATIVE BUDGET STATEMENT**

<u>Administrative Unit</u>	<u>2002-2003</u>	<u>2003-2004</u>	<u>Increase (Decrease)</u>	<u>Percentage Change</u>
Legislative Board	\$ 37,500	\$ 36,000	\$ (1,500)	-4.00%
Mayor	88,230	89,560	1,330	1.51%
Auditor	134,611	144,997	10,386	7.72%
Assessments	78,925	77,276	(1,649)	-2.09%
Clerk	198,170	205,374	7,204	3.64%
Law	84,038	86,523	2,485	2.96%
Personnel	36,225	43,553	7,328	20.23%
Human Resource Services	1,500	800	(700)	-46.67%
Engineer	92,405	113,905	21,500	23.27%
Elections	17,500	23,100	5,600	32.00%
Special Projects Management	10,000	-	(10,000)	-100.00%
Public Works Administration	155,820	163,105	7,285	4.68%
Buildings	232,189	252,185	19,996	8.61%
Central Garage	380,290	396,636	16,346	4.30%
Central Data Processing	160,142	169,778	9,636	6.02%
Central Electric Services	112,960	127,270	14,310	12.67%
Special Items	478,000	458,500	(19,500)	-4.08%
Public Communications System	264,122	258,673	(5,449)	-2.06%
Police Department	2,133,748	2,195,966	62,218	2.92%
On Street Parking	38,857	45,178	6,321	16.27%
Fire Department	2,387,400	2,430,537	43,137	1.81%
Control of Animals	52,400	60,000	7,600	14.50%
Examining Board	720	540	(180)	-25.00%
Safety Inspection	47,170	49,635	2,465	5.22%
Civil Defense	925	875	(50)	-5.41%
Demolition of Unsafe Buildings	30,000	30,000	-	0.00%
Registrar of Vital Statistics	30,402	36,150	5,748	18.91%
Insect Control	5,000	16,025	11,025	220.50%
Ambulance	14,035	13,300	(735)	-5.24%
Maintenance of Streets	668,034	649,863	(18,171)	-2.72%
Tree Program	54,500	51,960	(2,540)	-4.66%
Snow Removal	50,000	63,000	13,000	26.00%
Street Lighting	242,500	235,500	(7,000)	-2.89%
Airport	75,313	138,602	63,289	84.03%
Transportation	35,000	40,000	5,000	14.29%
Off Street Parking	58,825	62,025	3,200	5.44%
Industrial Development	26,250	26,250	-	0.00%
Parks	362,985	368,050	5,065	1.40%
Youth & Recreation Services	161,601	168,292	6,691	4.14%
Ice Skating Rink-Pool Complex	260,690	308,952	48,262	18.51%
Stadium	31,850	29,850	(2,000)	-6.28%
Youth Bureau	62,824	68,515	5,691	9.06%
Special Olympics	750	750	-	0.00%
Historian	1,550	1,550	-	0.00%
Historical Property - Bartlett House	21,800	21,800	-	0.00%
Celebrations	9,250	8,000	(1,250)	-13.51%
Adult Recreation	68,026	60,486	(7,540)	-11.08%
Zoning	3,900	3,900	-	0.00%
Refuse & Garbage	22,000	24,000	2,000	9.09%
Community Development	57,000	79,500	22,500	39.47%
Employee Benefits	2,034,553	2,202,972	168,419	8.28%
Debt Service	24,834	24,834	0	0.00%
Interfund Transfers	847,686	889,202	41,516	4.90%
Totals	\$ 12,485,005	\$ 13,053,295	\$ 568,290	4.55%

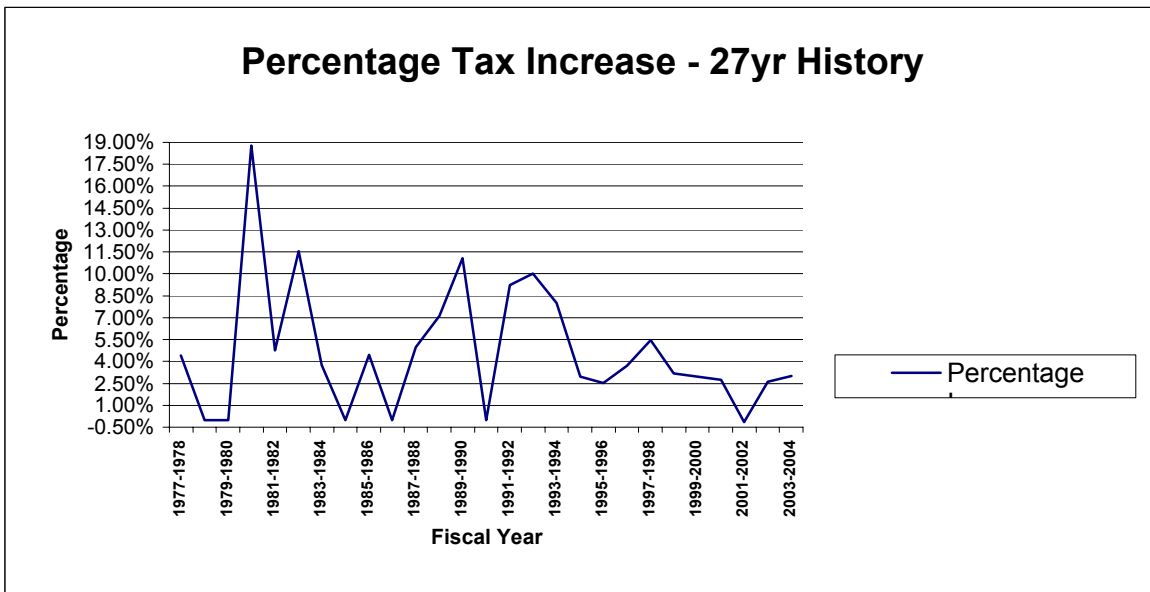
2003-2004 General Fund Budget - Expenditures By Department



CITY OF OLEAN, NEW YORK

TAX RATES PER \$1,000 OF ASSESSED VALUATION

Fiscal Year	Tax Rate	Percentage Increase
1977-1978	\$ 31.18	4.42%
1978-1979	31.18	0.00%
1979-1980	31.18	0.00%
1980-1981	37.04	18.79%
1981-1982	38.80	4.75%
1982-1983	43.29	11.57%
1983-1984	44.92	3.77%
1984-1985	44.92	0.00%
1985-1986	46.92	4.45%
1986-1987	46.92	0.00%
1987-1988	49.25	4.97%
1988-1989	52.75	7.11%
1989-1990	58.60	11.09%
1990-1991	58.60	0.00%
1991-1992	64.02	9.25%
1992-1993	70.42	10.00%
1993-1994	76.05	7.99%
1994-1995	78.31	2.97%
1995-1996	80.30	2.54%
1996-1997	83.29	3.72%
1997-1998	87.84	5.46%
1998-1999	90.62	3.16%
1999-2000	93.32	2.98%
2000-2001	95.88	2.74%
2001-2002	95.74	-0.15%
2002-2003	98.22	2.60%
2003-2004	101.16	2.99%

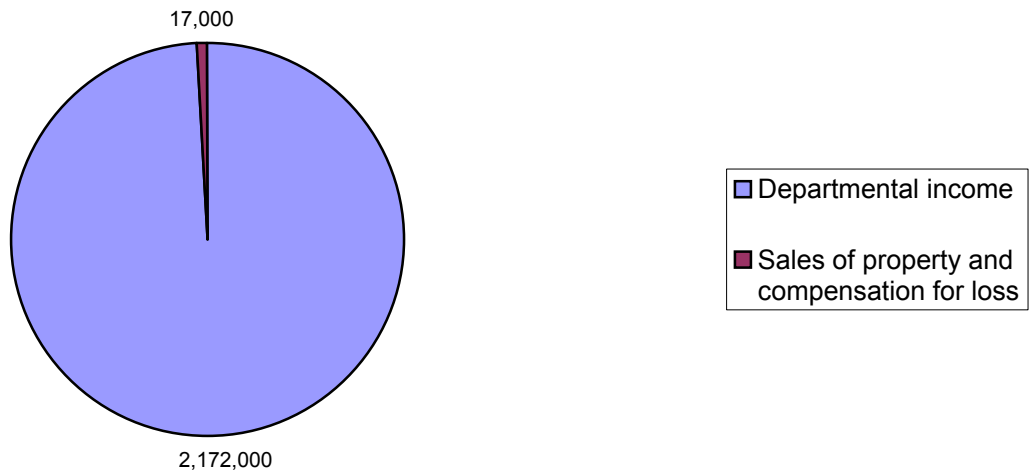


CITY OF OLEAN, NEW YORK
WATER FUND BUDGET
FOR THE 2002-2003 AND 2003-2004 BUDGET YEARS

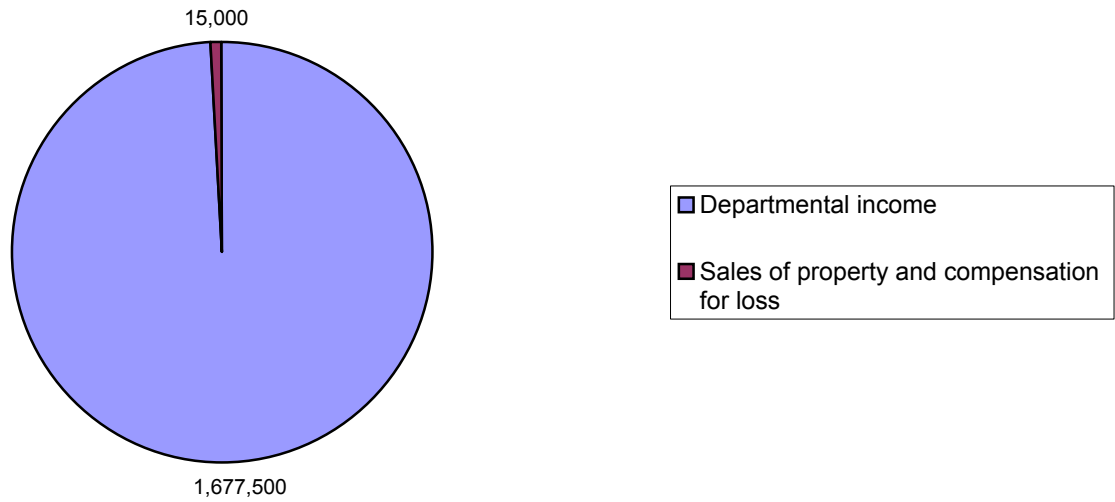
	2002-2003	2003-2004	Increase / (Decrease)
<u>REVENUES:</u>			
Departmental income	\$ 1,677,500	\$ 2,172,000	\$ 494,500
Sales of property and compensation for loss	15,000	17,000	2,000
TOTAL REVENUES	1,692,500	2,189,000	496,500
<u>EXPENDITURES:</u>			
General government support	56,450	47,000	(9,450)
Home and community services	1,281,793	1,296,429	14,636
Employee benefits	272,300	268,496	(3,804)
TOTAL EXPENDITURES	1,610,543	1,611,925	1,382
EXCESS OF REVENUE OVER (UNDER) EXPENDITURES	81,957	577,075	495,118
OTHER FINANCING USES			
Operating transfers out	(81,957)	(577,075)	(495,118)
TOTAL OTHER FINANCING USES	(81,957)	(577,075)	(495,118)
BUDGETED SURPLUS (DEFICIT)	\$ -	\$ -	\$ -

**CITY OF OLEAN, NEW YORK
2003-2004 BUDGET**

2003-2004 Water Fund Budget Distribution - Revenue

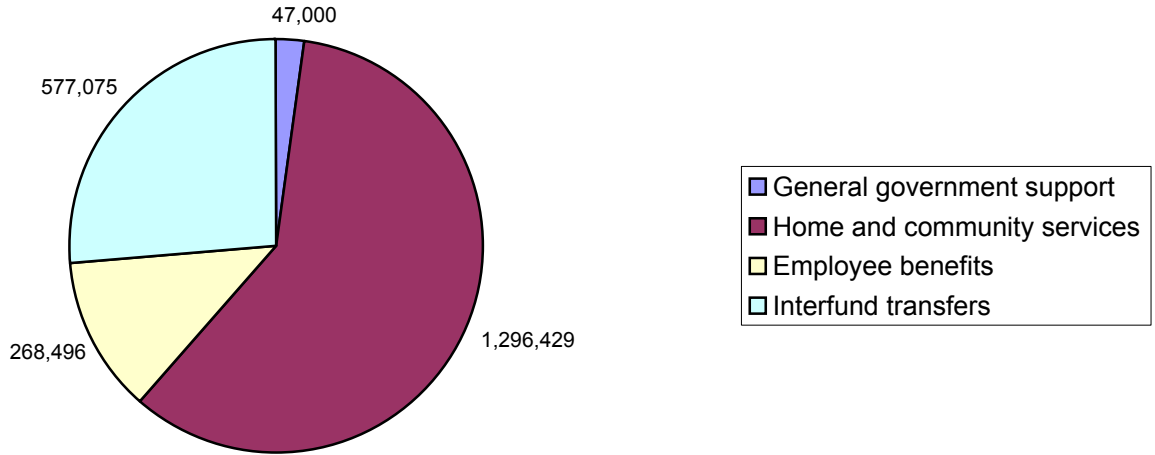


2002-2003 Water Fund Budget Distribution - Revenue

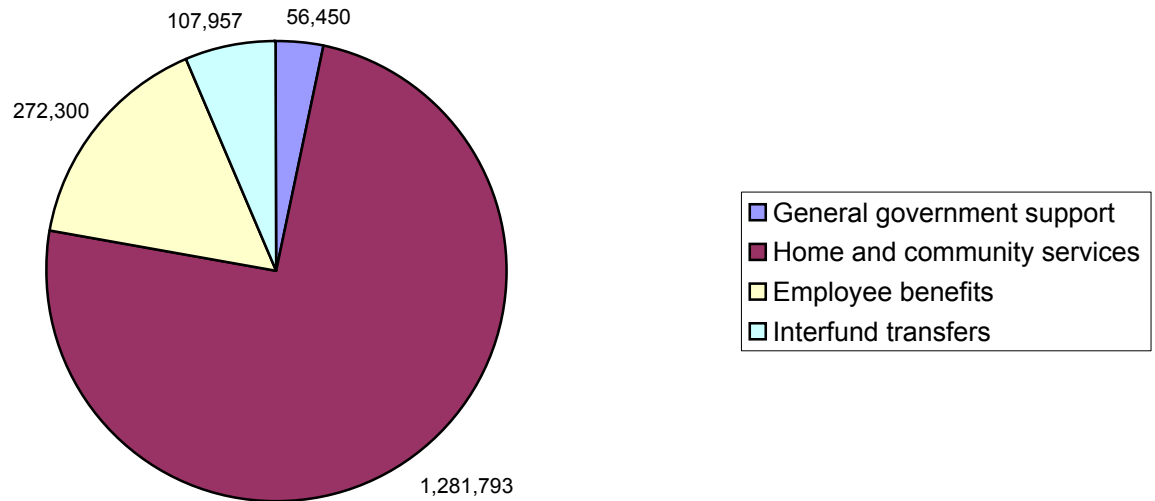


**CITY OF OLEAN, NEW YORK
2003-2004 BUDGET**

2003-2004 Water Fund Budget Distribution - Expenditures



2002-2003 Water Fund Budget Distribution - Expenditures



**CITY OF OLEAN, NEW YORK
WATER FUND
SUMMARY OF BUDGET**

Dept. # Administration Unit	Personal Services	Equipment & Capital Outlay	Contract Expense	Employee Benefits	Debt Svc. & Interfund Transfers	Total Budget
1910 Special Items			\$ 47,000			\$ 47,000
8310 Water Administration	\$ 196,378	\$ 9,537	52,250			258,165
8330 Purification	365,375	8,500	442,350			816,225
8340 Transmission & Distributor	169,814	4,000	48,225			222,039
9000 Undistributec				\$ 268,496		268,496
9955 Interfund Transfers					\$ 577,075	577,075
Total Appropriations	\$ 731,567	\$ 22,037	\$ 589,825	\$ 268,496	\$ 577,075	\$ 2,189,000
Percent to Total Budget 2003/2004	33.42%	1.01%	26.94%	12.27%	26.36%	100.00%
Percent to Total Budget 2002/2003	41.52%	0.87%	36.67%	16.09%	4.85%	100.00%

**CITY OF OLEAN, NEW YORK
APPROPRIATIONS - WATER FUND**

<u>Functional Unit</u>	<u>Detail</u>	<u>Budget 2003-2004</u>
1900 <u>Special Items</u>		
1910.511 Unallocated Insurance	\$ 42,000	
1950.514 Taxes & Assessments City	2,000	
1990.590 Contingent Account	3,000	
Total Special Items		\$ 47,000
8310 <u>Water Administration</u>		
8310.100 Personal Service	188,378	
8310.101 OT - Personal Service	8,000	
8310.250 Maintenance Equipment	9,537	
8310.411 Office Supplies & Materials	5,500	
8310.413 Gas & Oil for Auto	2,750	
8310.415 Uniforms & Protective Clothing	1,200	
8310.416 Books and Manuals	100	
8310.418 Other Supplies & Materials	300	
8310.446 Auto Repairs	300	
8310.447 Other Contracted Services	100	
8310.462 Travel, Training	2,000	
8310.465 Meter purchase & Maintenance	40,000	
Total Water Administration		258,165
8330 <u>Purification</u>		
8330.100 Personal Service	339,648	
8330.101 OT - Personal Service	17,000	
8330.102 Other Personal Service	8,727	
8330.300 Capital Outlay	8,500	
8330.411 Office Supplies & Materials	700	
8330.413 Gas & Oil for Auto	2,750	
8330.415 Uniforms & Protective Clothing	500	
8330.417 Janitorial Supplies	700	
8330.418 Chemicals & Lab Supplies	44,000	
8330.422 Light & Power	336,000	
8330.425 Fuel for Heating	15,000	
8330.444 Repairs to Property & Equipment	12,000	
8330.445 Building Repairs	7,000	
8330.446 Auto Repairs	300	
8330.447 Other Contracted Services	5,000	
8330.462 Travel, Training	2,000	
8330.464 Dues & Subscriptions	1,400	
8330.465 Lab Tests	15,000	
Total Purification		816,225

**CITY OF OLEAN, NEW YORK
APPROPRIATIONS - WATER FUND**

8340 Transmission and Distribution

8340.100 Personal Service	160,314
8340.101 OT - Personal Service	9,500
8340.250 Other Equipment	4,000
8340.411 Office Supplies & Materials	200
8340.412 Street Materials	1,500
8340.413 Gas & Oil for Auto	3,000
8340.415 Uniforms & Protective Clothing	500
8340.417 Janitorial Supplies	700
8340.418 Chemicals & Lab Supplies	1,500
8340.419 Water mains, hydrants	31,000
8340.422 Light & Power	1,750
8340.425 Fuel for Heating	4,000
8340.444 Repairs to Property & Equipment	1,500
8340.445 Building Repairs	1,500
8340.446 Auto Repairs	200
8340.447 Other Contracted Services	125
8340.462 Travel, Training	750

Total Transmission and Distribution

222,039

9000 Undistributed

9010.628 State Retirement	33,000
9030.630 Social Security	57,000
9040.633 Workers Compensation	18,500
9060.650 Medical Insurance	136,996
9089.854 Retiree Benefit - Hospital	17,000
9090.854 Benefit Adjustment	6,000

Total Undistributed

268,496

9955 Interfund Transfers

9950.550 Transfers to Capital Projects	577,075
--	---------

Total Interfund Transfers

577,075

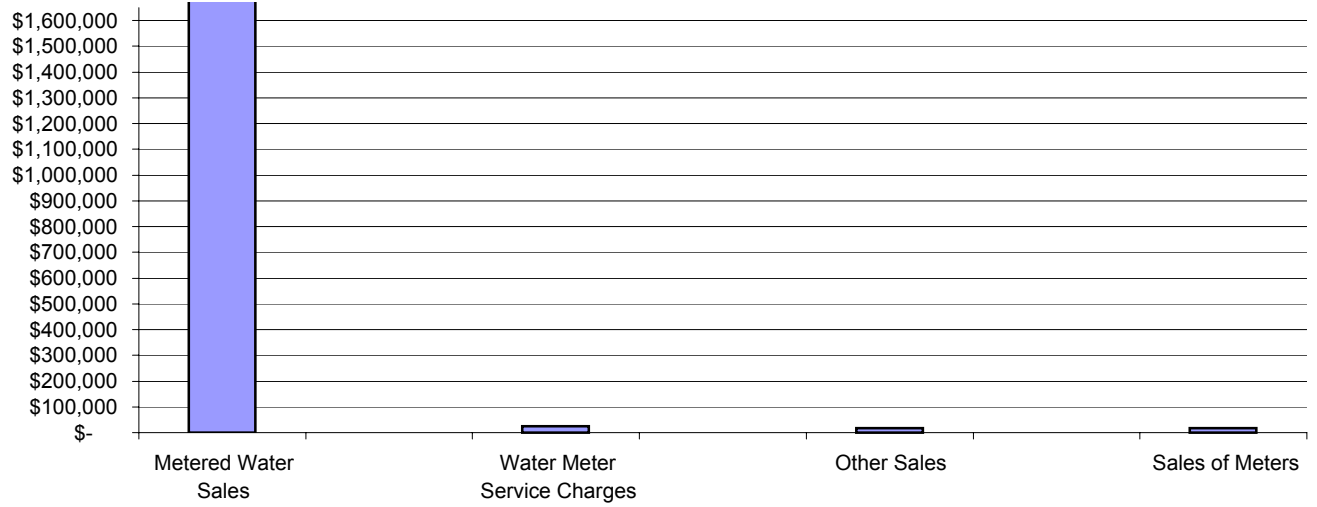
Total Water Fund Appropriations

\$ 2,189,000

**CITY OF OLEAN, NEW YORK
ESTIMATED REVENUES - WATER FUND**

<u>Account Number</u>		<u>Budget 2002-2003</u>	<u>Budget 2003-2004</u>	<u>Increase (Decrease)</u>	<u>Percentage Change</u>
2140	Metered Water Sales	\$ 1,650,000	\$ 2,130,000	\$ 480,000	29.09%
2144	Water Meter Service Charges	25,000	25,000	-	0.00%
2655	Other Sales	2,500	17,000	14,500	580.00%
2665	Sales of Meters	<u>15,000</u>	<u>17,000</u>	<u>2,000</u>	<u>13.33%</u>
Total Estimated Revenues		<u><u>\$ 1,692,500</u></u>	<u><u>\$ 2,189,000</u></u>	<u><u>\$ 496,500</u></u>	<u><u>29.34%</u></u>

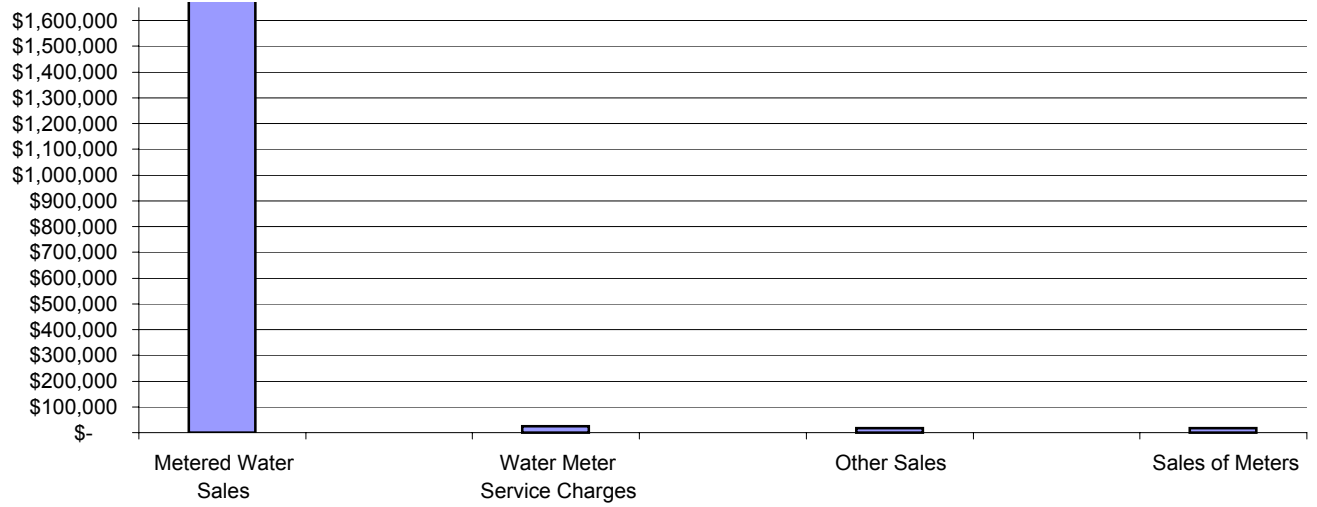
2003-2004 Water Fund Budget - Revenue by Category



**CITY OF OLEAN, NEW YORK
WATER FUND
COMPARATIVE BUDGET STATEMENT**

<u>Administrative Unit</u>	<u>2002-2003</u>	<u>2003-2004</u>	<u>Increase (Decrease)</u>	<u>Percentage Change</u>
Special Items	\$ 56,450	\$ 47,000	\$ (9,450)	-16.74%
Water Administration	233,331	258,165	24,834	10.64%
Purification	836,954	816,225	(20,729)	-2.48%
Transmission & Distribution	211,508	222,039	10,531	4.98%
Undistributed	272,300	268,496	(3,804)	-1.40%
Interfund Transfers	81,957	577,075	495,118	604.12%
Totals	<u>\$ 1,692,500</u>	<u>\$ 2,189,000</u>	<u>\$ 496,500</u>	<u>29.34%</u>

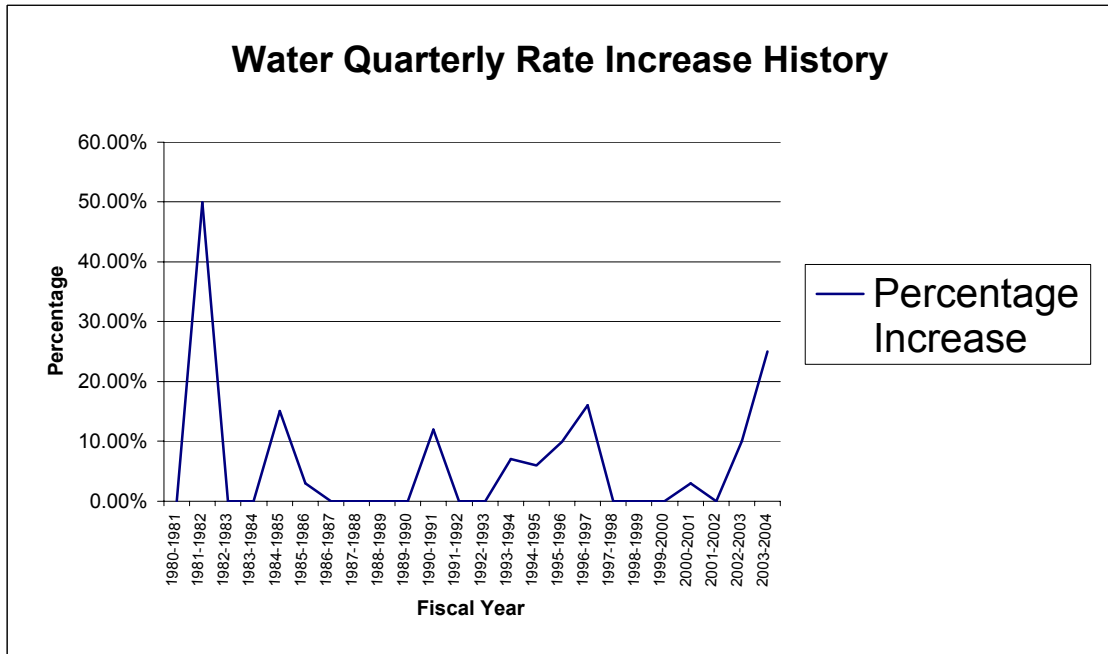
2003-2004 Water Fund Budget - Revenue by Category



CITY OF OLEAN, NEW YORK

WATER QUARTERLY RATE INCREASE HISTORY

<u>Fiscal Year</u>	<u>Water Rate</u>	<u>Percentage Increase</u>
1980-1981	7.00	0.00%
1981-1982	10.50	50.00%
1982-1983	10.50	0.00%
1983-1984	10.50	0.00%
1984-1985	12.08	15.05%
1985-1986	12.44	2.98%
1986-1987	12.44	0.00%
1987-1988	12.44	0.00%
1988-1989	12.44	0.00%
1989-1990	12.44	0.00%
1990-1991	13.93	11.98%
1991-1992	13.93	0.00%
1992-1993	13.93	0.00%
1993-1994	14.91	7.04%
1994-1995	15.80	5.97%
1995-1996	17.38	10.00%
1996-1997	20.16	16.00%
1997-1998	20.16	0.00%
1998-1999	20.16	0.00%
1999-2000	20.16	0.00%
2000-2001	20.76	2.98%
2001-2002	20.76	0.00%
2002-2003	22.84	10.00%
2003-2004	28.55	25.00%

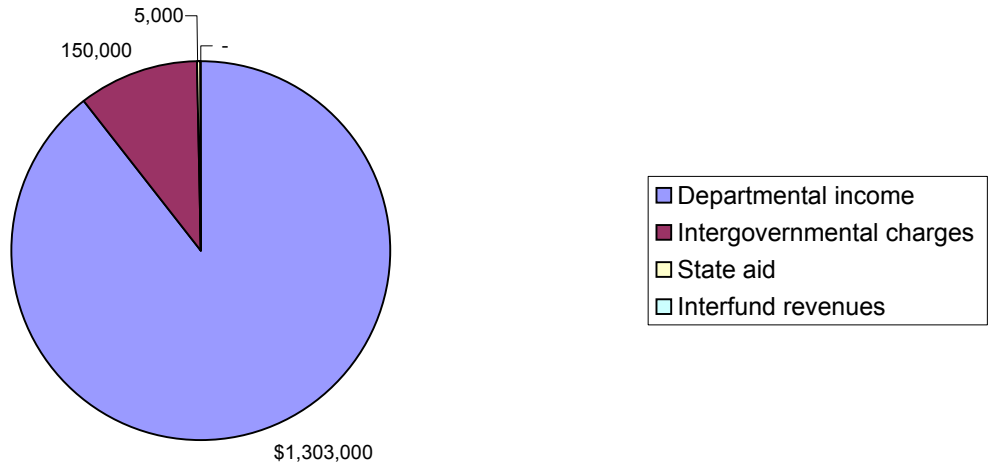


CITY OF OLEAN, NEW YORK
SEWER FUND BUDGET
FOR THE 2002-2003 AND 2003-2004 BUDGET YEARS

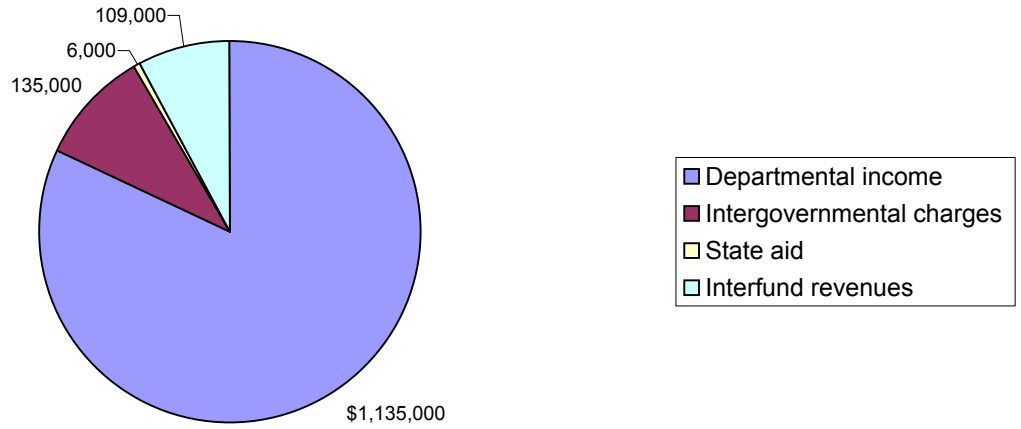
	2002-2003	2003-2004	Increase / (Decrease)
<u>REVENUES:</u>			
Departmental income	\$ 1,135,000	\$ 1,303,000	\$ 168,000
Intergovernmental charges	135,000	150,000	15,000
State aid	6,000	5,000	(1,000)
Interfund revenues	109,000	-	(109,000)
TOTAL REVENUES	1,385,000	1,458,000	73,000
<u>EXPENDITURES:</u>			
General government support	57,200	55,500	(1,700)
Home and community services	1,040,673	1,071,443	30,770
Employee benefits	193,200	219,000	25,800
TOTAL EXPENDITURES	1,291,073	1,345,943	54,870
EXCESS OF REVENUE OVER (UNDER) EXPENDITURES	93,927	112,057	18,130
<u>OTHER FINANCING USES</u>			
Operating transfers out	(93,627)	(112,057)	(18,430)
TOTAL OTHER FINANCING USES	(93,627)	(112,057)	(18,430)
BUDGETED SURPLUS (DEFICIT)	\$ 300	\$ -	\$ (300)

**CITY OF OLEAN, NEW YORK
2003-2004 BUDGET**

2003-2004 Sewer Fund Budget Distribution - Revenues

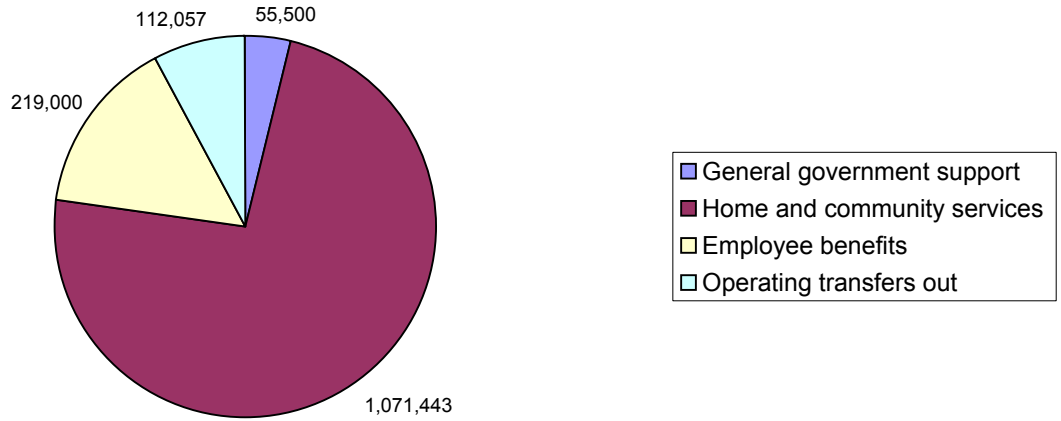


2002-2003 Sewer Fund Budget Distribution - Revenues

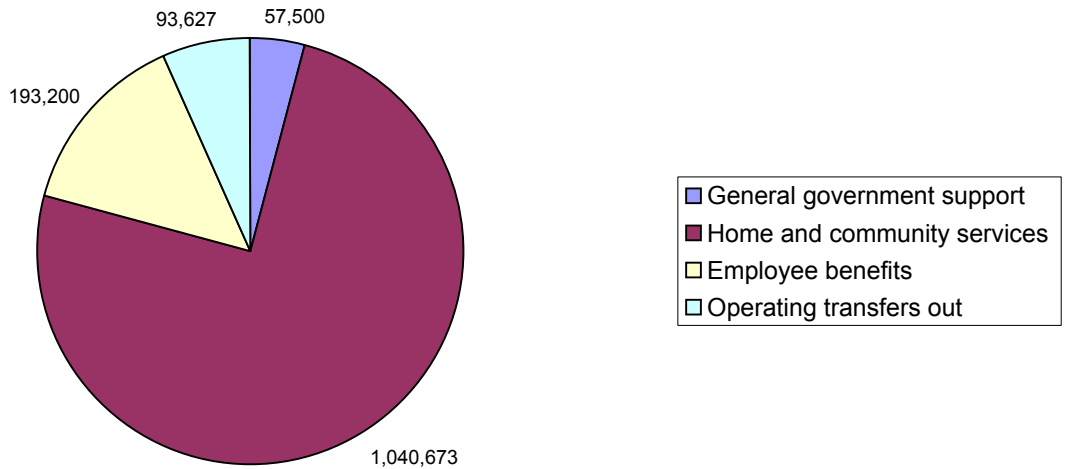


**CITY OF OLEAN, NEW YORK
2003-2004 BUDGET**

2003-2004 Sewer Fund Budget Distribution - Expenditures



2002-2003 Sewer Fund Budget Distribution - Expenditures



**CITY OF OLEAN, NEW YORK
SEWER FUND
SUMMARY OF BUDGET**

Dept. #	Administration Unit	Personal Services	Equipment & Capital Outlay	Contract Expense	Employee Benefits	Debt Svc. & Interfund Transfers	Total Budget
1910	Special Items			\$ 55,500			\$ 55,500
8120	Sewer Maintenance	\$ 110,014		-			110,014
8130	Sewage Treatment & Disposa	452,315	\$ 40,000	469,114			961,429
9000	Undistributed				\$ 219,000		219,000
9955	Interfund Transfers					\$ 112,057	112,057
Total Appropriations		\$ 562,329	\$ 40,000	\$ 524,614	\$ 219,000	\$ 112,057	\$ 1,458,000
Percent to Total Budget							
	2003-2004	38.57%	2.74%	35.98%	15.02%	7.69%	100.00%
	2002-2003	39.41%	0.36%	39.52%	13.95%	6.76%	100.00%

**CITY OF OLEAN, NEW YORK
APPROPRIATIONS - SEWER FUND**

<u>Functional Unit</u>	<u>Detail</u>	<u>Budget 2003-2004</u>
1900 <u>Special Items</u>		
1910.511 Unallocated Insurance	\$ 53,500	
1990.590 Contingent Account	2,000	
Total Special Items		\$ 55,500
8120 <u>Sewer Maintenance</u>		
8120.100 Personal Service	108,014	
8120.101 OT - Personal Service	2,000	
Total Sewer Maintenance		110,014
8130 <u>Sewer Treatment & Disposal</u>		
8130.100 Personal Service	440,315	
8130.101 OT - Personal Service	6,000	
8130.102 Other Personal Service	6,000	
8130.250 Other Equipment	40,000	
8130.411 Office Supplies & Materials	1,500	
8130.413 Gas & Oil for Auto	2,000	
8130.415 Uniforms & Protective Clothing	550	
8130.416 Books & Manuals	250	
8130.417 Janitorial Supplies	2,000	
8130.418 Chemicals	19,000	
8130.422 Light & Power	250,000	
8130.425 Fuel for Heating	48,000	
8130.444 Repairs to equipment	54,600	
8130.445 Building Repairs	8,000	
8130.446 Auto Repairs	550	
8130.447 Misc. Contracted Svcs	77,664	
8130.462 Travel, Training	4,000	
8130.464 Dues & Subscriptions	1,000	
Total Sewer Treatment & Disposal		961,429
9000 <u>Undistributed</u>		
9010.628 State Retirement	25,500	
9030.630 Social Security	46,000	
9040.633 Workers Compensation	20,000	
9060.650 Medical Insurance	109,000	
9089.854 Retiree Benefit - Hospital	12,500	
9090.854 Benefit Adjustment	6,000	
Total Undistributed		219,000

9955 Interfund Transfers

9955.550 Transfers to Capital Projects

47,839

9955.555 Transfers to Debt service

64,218

Total Interfund Transfers

112,057

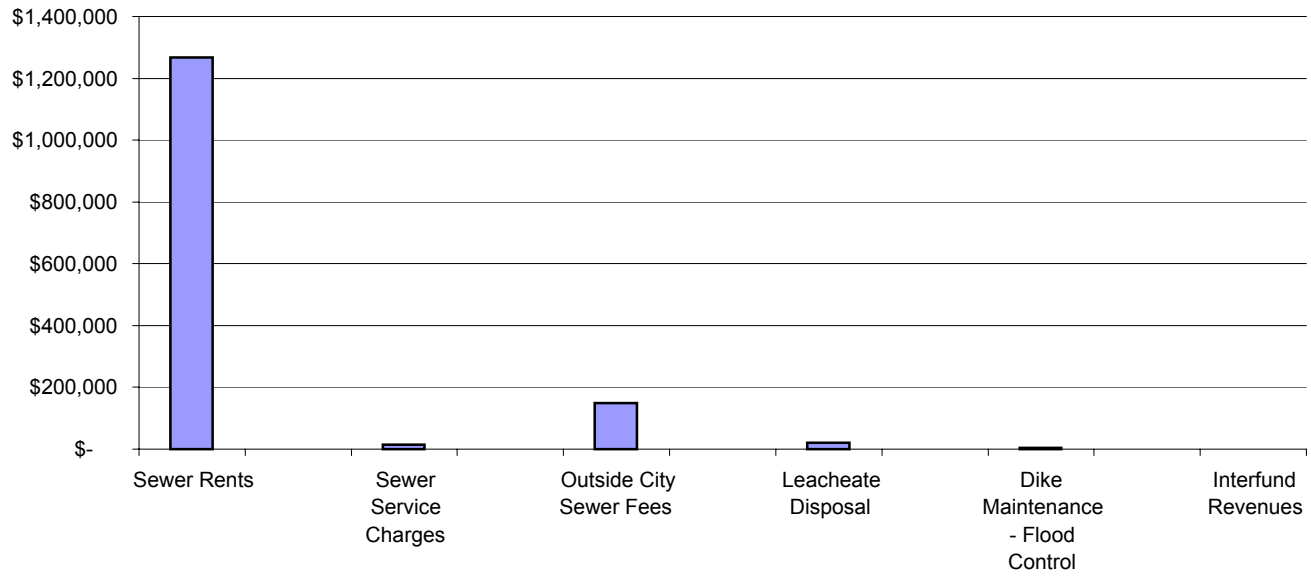
Total Sewer Fund Appropriations

\$ 1,458,000

**CITY OF OLEAN, NEW YORK
ESTIMATED REVENUES - SEWER FUND**

<u>Account Number</u>		<u>Budget 2002-2003</u>	<u>Budget 2003-2004</u>	<u>Increase (Decrease)</u>	<u>Percentage Change</u>
2120	Sewer Rents	\$ 1,102,500	\$ 1,268,000	\$ 165,500	15.01%
2122	Sewer Service Charges	7,000	15,000	8,000	114.29%
2374	Outside City Sewer Fees	115,500	150,000	34,500	29.87%
2375	Leacheate Disposa	22,000	20,000	(2,000)	-9.09%
2380	Dike Maintenance - Flood Contro	6,000	5,000	(1,000)	-16.67%
2801	Interfund Revenues	250,000	-	(250,000)	0.00%
	Total Estimated Revenues	<u>\$ 1,503,000</u>	<u>\$ 1,458,000</u>	<u>\$ (45,000)</u>	<u>-2.99%</u>

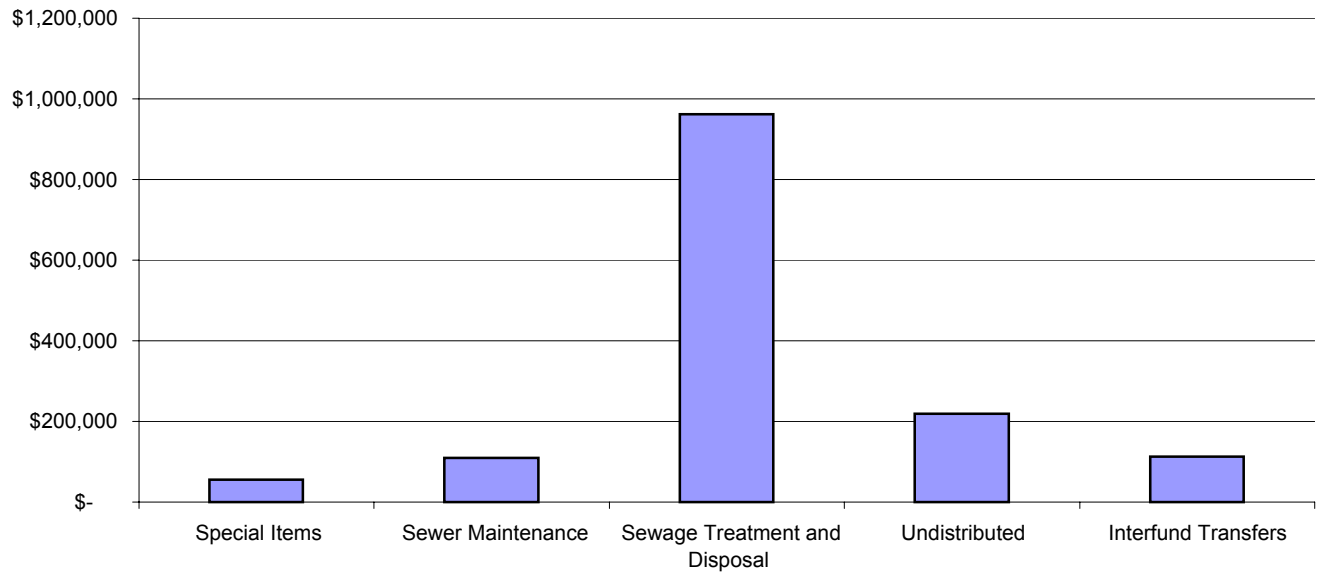
2003-2004 Sewer Fund Budget - Revenue by Category



**CITY OF OLEAN, NEW YORK
SEWER FUND
COMPARATIVE BUDGET STATEMENT**

<u>Administrative Unit</u>	<u>2002-2003</u>	<u>2003-2004</u>	<u>Increase (Decrease)</u>	<u>Percentage Change</u>
Special Items	\$ 57,500	\$ 55,500	\$ (2,000)	-3.48%
Sewer Maintenance	125,875	110,014	(15,861)	-12.60%
Sewage Treatment and Disposal	914,798	961,429	46,631	5.10%
Undistributed	193,200	219,000	25,800	13.35%
Interfund Transfers	93,627	112,057	18,430	19.68%
Totals	<u>\$ 1,385,000</u>	<u>\$ 1,458,000</u>	<u>\$ 73,000</u>	<u>5.27%</u>

2003-2004 Sewer Fund Budget - Expenditures by Department

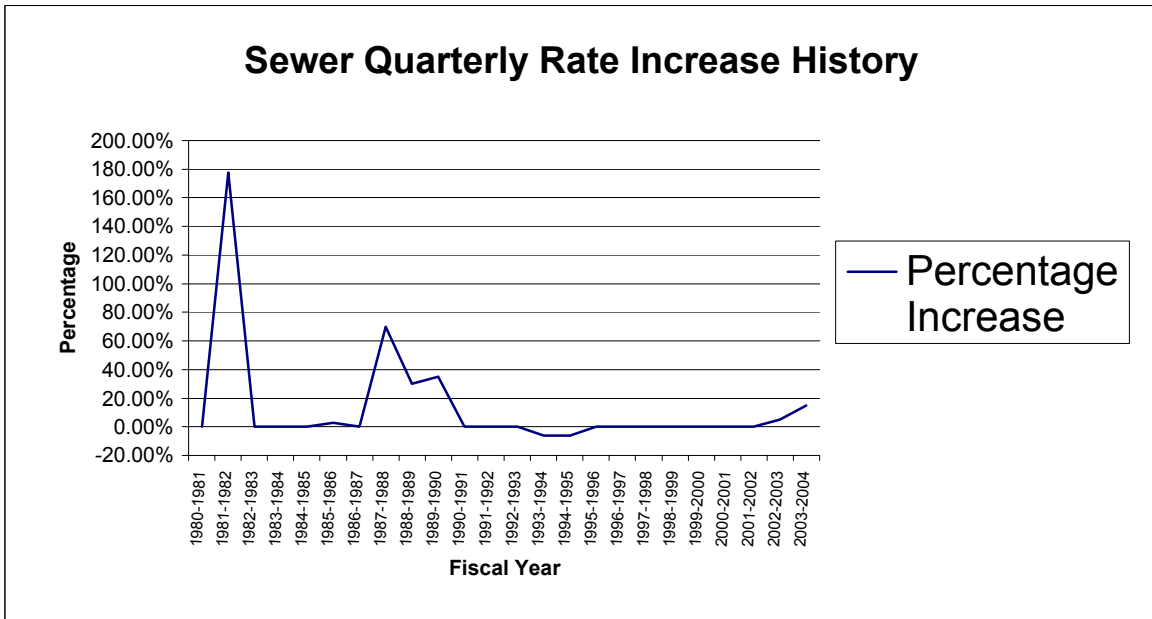


CITY OF OLEAN, NEW YORK

SEWER QUARTERLY RATE INCREASE HISTORY

Fiscal Year	Sewer Rate	Percentage Increase
1980-1981	1.80	0.00%
1981-1982	5.00	177.78%
1982-1983	5.00	0.00%
1983-1984	5.00	0.00%
1984-1985	5.00	0.00%
1985-1986	5.15	3.00%
1986-1987	5.15	0.00%
1987-1988	8.76 *	70.10%
1988-1989	11.39	30.02%
1989-1990	15.38	35.03%
1990-1991	15.38	0.00%
1991-1992	15.38	0.00%
1992-1993	15.38	0.00%
1993-1994	14.46	-5.98%
1994-1995	13.60	-5.95%
1995-1996	13.60	0.00%
1996-1997	13.60	0.00%
1997-1998	13.60	0.00%
1998-1999	13.60	0.00%
1999-2000	13.60	0.00%
2000-2001	13.60	0.00%
2001-2002	13.60	0.00%
2002-2003	14.28	5.00%
2003-2004	16.42	15.00%

* Industry exempted from the 1987 sewer rate increase



CITY OF OLEAN, NEW YORK

APPROPRIATIONS - DEBT SERVICE FUND

	<u>Detail</u>	<u>Budget 2003-2004</u>
1380 <u>Fiscal Agent Fees</u>		
1380.455 Fees for Service	<u>5,000</u>	
Total Fiscal Agent Fees		5,000
9710 <u>Serial Bonds</u>		
9710.601 Serial Bonds - Principal	480,000	
9710.701 Serial Bonds - Interest	<u>96,263</u>	
Total Serial Bonds		<u>576,263</u>
Total Debt Service Appropriations		<u>\$ 581,263</u>
<u>Debt Service Fund - Estimate Revenues</u>		
5031 <u>Interfund Transfers</u>		
Transfer from General Fund	470,452	
Transfer from Water Fund	-	
Transfer from Sewer Fund	<u>64,218</u>	
Total Estimated Revenues - Debt Service Fund		534,670
Appropriated Fund Balance		<u>46,593</u>
Total Estimated Revenues and Appropriated Revenue For Debt		<u>\$ 581,263</u>