

**CITY OF OLEAN, NEW YORK**

**COMPUTATION OF TAX LEVY**

**FOR THE FISCAL YEAR JUNE 1, 2006 TO MAY 31, 2007**

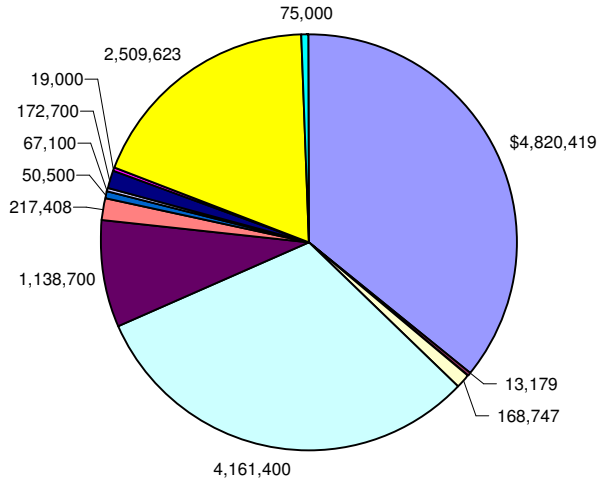
	<u>General Fund</u>	<u>Water Fund</u>	<u>Sewer Fund</u>	<u>Debt Service Fund</u>
Budget Appropriations	<u>\$ 13,413,776</u>	<u>\$ 3,046,595</u>	<u>\$ 2,265,510</u>	<u>\$ 1,391,040</u>
Less:				
Estimated Revenues Other Than Real Estate Taxes	8,593,357	3,062,440	2,279,600	1,386,040
Appropriated Fund Balances and Reserves	<u>-</u>	<u>-</u>	<u>-</u>	<u>5,000</u>
Total Estimated Revenues, Appropriations Fund Balances and Reserves	8,593,357	3,062,440	2,279,600	1,391,040
Balance of Appropriations to be Raised by Real Estate Taxes	<u>\$ 4,820,419</u>			
Budgeted Surplus (Deficit) of Special Revenue Funds		<u>\$ 15,845</u>	<u>\$ 14,090</u>	
Budgeted Surplus (Deficit) of Debt Service Fund				<u>\$ -</u>
Assessed Valuations	\$ 39,154,168			
Tax Rate per \$1,000 of Assessed Valuation	<u><u>123.11</u></u>			

**CITY OF OLEAN, NEW YORK**  
**GENERAL FUND BUDGET**  
**FOR THE 2005-2006 AND 2006-2007 BUDGET YEARS**

	2005-2006	2006-2007	Increase / (Decrease)
<b>REVENUES:</b>			
Real property taxes	\$ 4,337,019	\$ 4,820,419	\$ 483,400
Special assessment tax - real property	7,200	13,179	5,979
Real property tax items	194,000	168,747	(25,253)
Non-property tax items	4,385,000	4,161,400	(223,600)
Departmental income	1,116,000	1,138,700	22,700
Intergovernmental charges	510,333	217,408	(292,925)
Use of money and property	42,500	50,500	8,000
Licenses and permits	72,500	67,100	(5,400)
Fines and forfeitures	187,000	172,700	(14,300)
Sales of property and compensation for loss	41,500	19,000	(22,500)
State aid	2,079,537	2,509,623	430,086
Interfund Transfers	-	75,000	75,000
<b>TOTAL REVENUES</b>	<b>12,972,589</b>	<b>13,413,776</b>	<b>441,187</b>
<b>EXPENDITURES:</b>			
General government support	2,167,769	2,217,827	50,058
Public safety	5,146,727	5,055,967	(90,760)
Health	90,303	94,535	4,232
Transportation	1,211,491	1,124,031	(87,460)
Economic development	15,000	15,000	-
Culture and recreation	1,105,097	1,087,174	(17,923)
Home and community services	93,235	125,397	32,162
Employee benefits	2,714,772	3,045,295	330,523
Debt service:	-		
Principal	22,594	22,821	227
Interest	2,240	2,013	(227)
<b>TOTAL EXPENDITURES</b>	<b>12,569,228</b>	<b>12,790,061</b>	<b>220,833</b>
<b>EXCESS OF REVENUE OVER EXPENDITURES</b>	<b>403,361</b>	<b>623,715</b>	<b>220,354</b>
<b>OTHER FINANCING USES</b>			
Operating transfers out	(403,361)	(638,715)	(235,354)
<b>TOTAL OTHER FINANCING USES</b>	<b>(403,361)</b>	<b>(638,715)</b>	<b>(235,354)</b>
<b>APPROPRIATED FUND BALANCE</b>	<b>-</b>	<b>(15,000)</b>	<b>(15,000)</b>

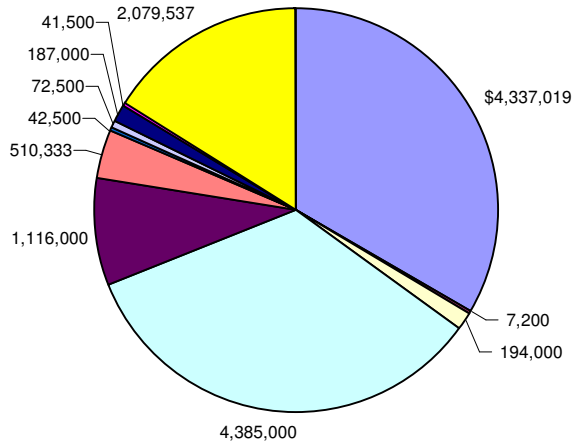
**CITY OF OLEAN, NEW YORK  
2006-2007 BUDGET**

**2006-2007 General Fund Budget Distribution - Revenue**



- Real property taxes
- Special assessment tax - real property
- Real property tax items
- Non-property tax items
- Departmental income
- Intergovernmental charges
- Use of money and property
- Licenses and permits
- Fines and forfeitures
- Sales of property and compensation for loss
- State aid
- Federal aid

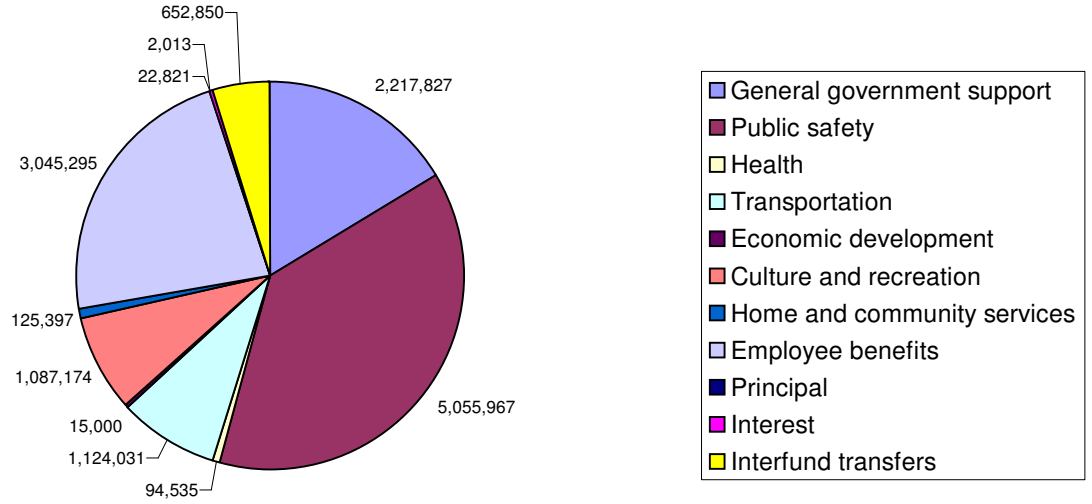
**2005-2006 General Fund Budget Distribution - Revenue**



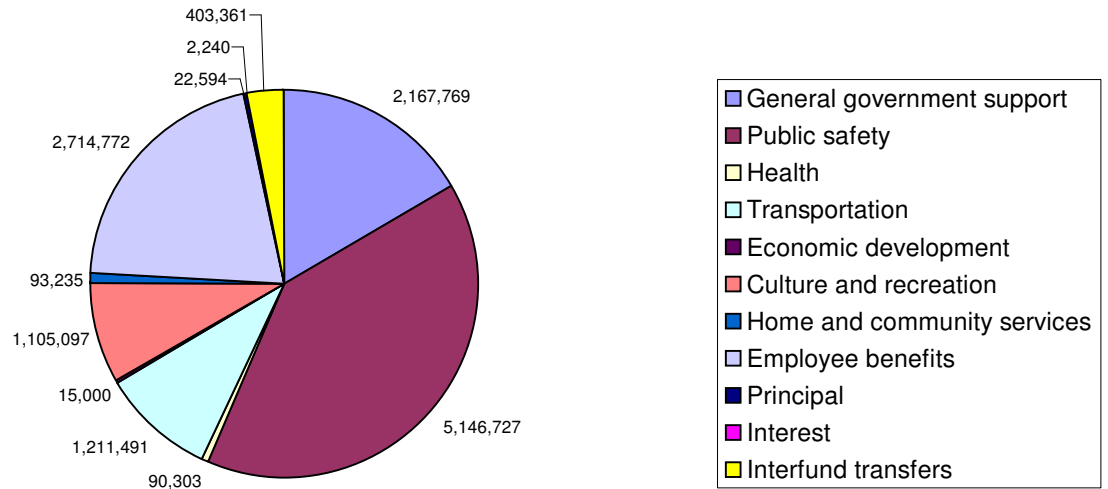
- Real property taxes
- Special assessment tax - real property
- Real property tax items
- Non-property tax items
- Departmental income
- Intergovernmental charges
- Use of money and property
- Licenses and permits
- Fines and forfeitures
- Sales of property and compensation for loss
- State aid
- Federal aid

**CITY OF OLEAN, NEW YORK  
2006-2007 BUDGET**

**2006-2007 General Fund Budget Distribution - Expenditures**



**2005-2006 General Fund Budget Distribution - Expenditures**



**CITY OF OLEAN, NEW YORK  
GENERAL FUND  
SUMMARY OF BUDGET**

Dept. #	Department	Personal Services	Equipment & Capital Items	Contract Expenses	Employee Benefits	Debt Service & Transfers	Total Budget
1010	Legislative Board	\$ 25,000		\$ 16,500			\$ 41,500
1210	Mayor	80,000	\$ -	3,590			83,590
1320	Auditor	153,768		3,700			157,468
1355	Assessments	80,408		4,300			84,708
1410	Clerk	110,065	9,100	31,950			151,115
1420	Law	80,303	650	5,955			86,908
1430	Personnel	44,180		2,450			46,630
1440	Engineer	58,520	225	2,830			61,575
1450	Elections	15,000		1,500			16,500
1490	Public Works Administration	77,823	500	6,400			84,723
1620	Buildings	77,485	20,100	191,890			289,475
1640	Central Garage	179,260	4,000	226,850			410,110
1680	Central Data Processing	96,617	7,850	93,750			198,217
1690	Central Electric Services	66,554	1,300	22,730			90,584
1900	Special Items			414,725			414,725
3020	Public Safety Comm. System	-					-
3120	Police Department	2,281,339	23,540	76,052	\$ 53,995		2,434,926
3320	On Street Parking	46,500	5,105	820			52,425
3410	Fire Department	2,336,395	12,220	108,550	\$ 18,201		2,475,366
3510	Control of Animals			60,000			60,000
3610	Examining Board	540					540
3620	Safety Inspection	16,560		6,150			22,710
3650	Demolition of Unsafe Buildings			10,000			10,000
4020	Registrar of Vital Statistics	38,220		800			39,020
4068	Insect Control			17,500			17,500
4540	Ambulance		23,565	14,450			38,015
5110	Maintenance of Streets	304,860	2,500	140,750			448,110
5111	Tree Program	12,750	30,000	390			43,140
5120	Maintenance of Bridges		10,000	5,000			15,000
5142	Snow Removal			81,000			81,000
5182	Street Lighting			245,000			245,000
5610	Airport	65,720	1,500	89,110			156,330
5630	Transportation			60,000			60,000
5650	Off Street Parking	48,000		12,450			60,450
6410	Industrial Development			15,000			15,000
7110	Parks	294,398	6,000	18,370			318,768
7140	Youth & Recreation Svcs.	140,989	500	80,797			222,286
7190	Ice Skating Rink - Pool Complex	224,246	29,000	82,300			335,546
7210	Stadium			36,100			36,100
7310	Youth Bureau	47,749		17,800			65,549
7510	Historian	2,600		125			2,725
7520	Historical Property Bartlett House	9,800		13,400			23,200
7550	Celebrations			4,000			4,000
7620	Adult Recreation	10,000	5,000	64,000			79,000
8010	Zoning	2,900					2,900
8160	Refuse and Garbage			32,500			32,500
8660	Community Development	81,297	-	8,700			89,997
9000	Undistributed				3,045,295		3,045,295
9730	Debt Service					\$ 24,834	24,834
9955	Interfund Transfers					638,715	638,715
<b>Total Appropriations</b>		<b>\$ 7,109,847</b>	<b>\$ 192,655</b>	<b>\$ 2,330,234</b>	<b>\$ 3,117,491</b>	<b>\$ 663,549</b>	<b>\$ 13,413,776</b>
<b>Percent to Total Budget 2006/2007</b>		<b>53.00%</b>	<b>1.44%</b>	<b>17.37%</b>	<b>23.24%</b>	<b>4.95%</b>	<b>100.00%</b>
<b>Percent to Total Budget 2005/2006</b>		<b>56.90%</b>	<b>1.31%</b>	<b>17.42%</b>	<b>21.07%</b>	<b>3.30%</b>	<b>100.00%</b>

**CITY OF OLEAN, NEW YORK  
APPROPRIATIONS - GENERAL FUND**

<u>Functional Unit</u>	<u>Detail</u>	<u>Budget 2006-2007</u>
<b>1010 <u>Legislative Board</u></b>		
1010.100 Personal Service	\$ 25,000	
1010.440 Contracted Services	4,000	
1010.441 Printing	12,500	
1010.441 Travel, Training	-	
<b>Total Legislative Board</b>		<b>\$ 41,500</b>
<b>1210 <u>Mayor</u></b>		
1210.100 Personal Service	80,000	
1210.411 Office Supplies & Materials	1,000	
1210.412 Telephone	840	
1210.462 Travel, Training	1,750	
<b>Total Mayor</b>		<b>83,590</b>
<b>1320 <u>Auditor</u></b>		
1320.100 Personal Service	153,768	
1320.411 Office Supplies & Materials	2,200	
1320.416 Books and Manuals	200	
1320.443 Repairs to Equipment	300	
1320.462 Travel, Training	750	
1320.464 Dues and Subscriptions	250	
<b>Total Auditor</b>		<b>157,468</b>
<b>1355 <u>Assessments</u></b>		
1355.100 Personal Service	80,408	
1355.411 Office Supplies & Materials	500	
1355.441 Printing	1,000	
1355.453 Consulting Fees	1,700	
1355.462 Travel, Training	1,000	
1355.464 Dues and Subscriptions	100	
<b>Total Assessments</b>		<b>84,708</b>
<b>1410 <u>Clerk</u></b>		
1410.100 Personal Service	110,065	
1410.200 Other Equipment	8,000	
1410.220 Office Equipment	400	
1410.250 Other Equipment	700	
1410.411 Office Supplies & Materials	2,700	
1410.441 Printing	2,000	
1410.443 Repairs to Equipment	100	
1410.461 Postage	26,500	
1410.462 Travel, Training	500	
1410.464 Dues and Subscriptions	150	
<b>Total Clerk</b>		<b>151,115</b>

**CITY OF OLEAN, NEW YORK  
APPROPRIATIONS - GENERAL FUND**

**1420 Law**

1420.100 Personal Service	80,303
1420.220 Office Equipment	650
1420.411 Office Supplies & Materials	600
1420.412 Telephone	500
1420.416 Books and Manuals	3,000
1420.455 Misc. Fees for Service	1,000
1420.457 Recording fees	100
1420.462 Travel, Training	500
1420.464 Dues and Subscriptions	255

**Total Law**

**86,908**

**1430 Personnel**

1430.100 Personal Service	44,180
1430.411 Office Supplies & Materials	350
1430.441 Printing	750
1430.455 Misc. Fees for Service	600
1430.458 Medical Fees	750

**Total Personnel**

**46,630**

**1440 Engineer**

1440.100 Personal Service	54,520
1440.101 OT - Personal Service	-
1440.102 Other Personal Service	4,000
1440.200 Equipment	225
1440.250 Other Equipment	-
1440.411 Office Supplies & Materials	750
1440.412 Telephone	780
1440.415 Uniforms & Protective Clothing	200
1440.416 Books and Manuals	-
1440.443 Repairs to Equipment	300
1440.462 Travel, Training	500
1440.464 Dues & Subscriptions	300

**Total Engineer**

**61,575**

**1450 Elections**

1450.100 Personal Service	15,000
1450.444 Repairs to Equipment	1,500
1450.447 Misc. Fees for Service	-

**Total Elections**

**16,500**

**CITY OF OLEAN, NEW YORK  
APPROPRIATIONS - GENERAL FUND**

**1490 Public Works Administration**

1490.100 Personal Service	75,823
1490.101 OT - Personal Service	-
1490.102 Other Personal Service	2,000
1490.220 Office Equipment	500
1490.411 Office Supplies & Materials	2,500
1490.415 Uniforms & Protective Clothing	150
1490.443 Repairs to Equipment	1,500
1490.460 Misc. Fees for Service	250
1490.462 Travel, Training	1,500
1490.464 Dues and Subscriptions	500
	500

**Total Public Works Administration**

**84,723**

**1620 Buildings**

1620.100 Personal Service	76,985
1620.101 Personal Service - OT	500
1620.250 Other Equipment	100
1620.300 Capital Outlay	20,000
1620.417 Janitorial Supplies	6,000
1620.421 Telephone	50,390
1620.422 Light & Power	90,000
1620.444 Building Repairs	40,000
1620.445 Crime Lab	5,500
	5,500

**Total Buildings**

**289,475**

**1640 Central Garage**

1640.100 Personal Service	175,760
1640.101 OT - Personal Service	1,500
1640.102 Other Personal Service	2,000
1640.250 Other Equipment	4,000
1640.411 Office Supplies & Materials	350
1640.413 Gas & Oil	105,000
1640.414 Tires & Batteries	15,500
1640.415 Uniforms & Protective Clothing	1,500
1640.417 Janitorial Supplies	2,000
1640.419 Welding Supplies	3,000
1640.422 Light & Power	15,500
1640.425 Fuel for Heating	13,000
1640.444 Repairs to Equipment	3,000
1640.445 Building Repairs	5,000
1640.446 Auto Repairs	60,000
1640.447 Misc. Fees for Service	500
1640.462 Travel, Training	1,500
1640.465 Mechanics Tools	1,000
	1,000

**Total Central Garage**

**410,110**



**CITY OF OLEAN, NEW YORK  
APPROPRIATIONS - GENERAL FUND**

**1680 Central Data Processing**

1680.100 Personal Service	96,117
1680.101 OT - Personal Service	500
1680.200 Other Equipment	7,850
1680.411 Office Supplies & Materials	12,000
1680.443 Computer Maint. Contract	68,250
1680.454 Programming	12,000
1680.462 Travel, Training	1,500
	<hr/>

**Total Central Data Processing**

**198,217**

**1690 Central Electric Services**

1690.100 Personal Service	66,054
1690.101 OT - Personal Service	500
1690.220 Office Equipment	300
1690.250 Other Equipment	1,000
1690.410 Supplies and Materials	7,000
1690.415 Uniform & Protective Clothing	300
1690.416 Books and Manuals	150
1690.422 Light & Power	3,780
1690.424 Traffic Signals	-
1690.425 Fuel for Heating	3,000
1690.444 Repairs to Equipment	5,000
1690.445 Building Repairs	500
1690.462 Travel, Training	3,000
	<hr/>

**Total Central Electric Services**

**90,584**

**1900 Special Items**

1910.511 Unallocated Insurance	249,800
1920.512 Municipal Assoc. Dues	5,500
1930.513 Judgments & Claims	500
1950.514 Taxes & Assessments - City	28,225
1989.453 Professional Services	17,200
1989.454 Employee Relations Services	30,000
1989.458 Other Professional Services	8,500
1990.590 Contingent Account	75,000
	<hr/>

**Total Special Items**

**414,725**

**CITY OF OLEAN, NEW YORK  
APPROPRIATIONS - GENERAL FUND**

**3120 Police Department**

3120.100 Personal Service	1,909,220
3120.101 OT - Personal Service	115,000
3120.102 Other Personal Service	171,176
3120.107 Crossing Guards	51,867
3120.108 Matron, Meters, Clerical, Court PS	31,576
3120.109 Bingo Inspector - PS	2,500
3120.235 Communication Equipment	22,840
3120.245 Public Safety Equipment	700
3120.411 Office Supplies & Materials	2,600
3120.415 Uniforms & Protective Clothing	35,300
3120.416 Books and Manuals	700
3120.418 Other Materials & Supplies	15,799
3120.421 Telephone	3,780
3120.441 Printing	2,500
3120.442 Rental of Equipment	1,608
3120.443 Repairs to Office Equipment	500
3120.444 Repairs to Equipment	1,000
3120.445 Repairs to Buildings & Grounds	1,500
3120.446 Repairs to Automotive Equipment	4,000
3120.447 Misc. Fees for Service	2,200
3120.462 Travel, Training	3,000
3120.464 Dues and subscriptions	865
3120.465 Miscellaneous	700
3120.850 Retirement Benefits	53,995

**Total Police Department**

**2,434,926**

**3320 On Street Parking**

3320.100 Personal Service	46,500
3320.250 Other Equipment	480
3320.301 Capital Outlay	4,625
3320.411 Office Supplies & Materials	50
3320.412 Supplies & Materials	280
3320.415 Uniforms & Protective Clothing	150
3320.419 Repair Parts	340

**Total On Street Parking**

**52,425**

**CITY OF OLEAN, NEW YORK  
APPROPRIATIONS - GENERAL FUND**

**3410 Fire Department**

3410.100 Personal Service	2,057,821
3410.101 OT - Personal Service	171,846
3410.102 Other Personal Service	106,728
3410.200 Computer software	2,500
3410.235 Communication Equipment	7,000
3410.245 Public Safety Equipment	2,720
3410.250 Other Equipment	-
3410.411 Office Supplies & Materials	1,750
3410.415 Uniforms & Protective Clothing	22,780
3410.416 Books and Manuals	1,500
3410.417 Janitorial Supplies	2,500
3410.418 Other Materials & Supplies	2,150
3410.422 Light & Power	27,000
3410.426 Fire Investigation Team Expense	1,950
3410.441 Printing	500
3410.443 Repairs to office equipment	500
3410.444 Repairs to Equipment	3,150
3410.445 Building Repairs	-
3410.446 Auto Repairs	27,500
3410.447 Misc. Fees for Service	11,120
3410.461 Postage	150
3410.462 Travel, Training	5,000
3410.464 Dues and subscriptions	500
3410.465 Miscellaneous	500
3410.850 Retirement Sick Leave Benefits	18,201

**Total Fire Department**

**2,475,366**

**3510 Control of Animals**

3510.440 Fees for Service	60,000
---------------------------	--------

**Total Control of Animals**

**60,000**

**3610 Examining Board**

3610.100 Personal Service	540
---------------------------	-----

**Total Examining Board**

**540**

**CITY OF OLEAN, NEW YORK  
APPROPRIATIONS - GENERAL FUND**

**3620 Safety Inspection**

3620.100 Personal Service	16,560
3620.411 Office Supplies & Materials	1,100
3620.415 Uniforms & Protective Clothing	250
3620.416 Books and Manuals	850
3620.441 Printing	500
3620.443 Repairs to Equipment	200
3620.455 Misc. Fees for Service	1,900
3620.462 Travel, Training	1,000
3620.462 Dues & Subscriptions	350
	<hr/>

**Total Safety Inspection** **22,710**

**3650 Demolition of Unsafe Buildings**

3650.447 Misc. Fees for Service	10,000
	<hr/>

**Total Demolition of Unsafe Buildings** **10,000**

**4020 Registrar of Vital Statistics**

4020.100 Personal Service	38,220
4020.411 Office Supplies & Materials	800
	<hr/>

**Total Registrar of Vital Statistics** **39,020**

**4068 Insect Control**

4068.410 Supplies and Materials	2,000
4068.455 Misc. Fees for Service	15,500
4068.462 Travel, Training & Education	-
	<hr/>

**Total Insect Control** **17,500**

**4540 Ambulance**

4540.250 Other Equipment	23,565
4540.418 Medical supplies & materials	5,000
4540.444 Repairs to Equipment	5,250
4540.460 Oxygen	4,200
4540.462 Travel, Training	-
	<hr/>

**Total Ambulance** **38,015**

**CITY OF OLEAN, NEW YORK  
APPROPRIATIONS - GENERAL FUND**

**5110 Maintenance of Streets**

5110.100 Personal Service	277,860
5110.101 OT - Personal Service	20,000
5110.102 Other Personal Service	7,000
5110.250 Other Equipment	2,500
5110.411 Office Supplies & Materials	250
5110.412 Resurfacing & Street Materials	125,000
5110.415 Uniforms & Protective Clothing	2,000
5110.418 Signs - traffic	2,500
5110.419 Accessories	5,500
5110.447 Misc. Fees for Service	5,000
5110.462 Travel, Training	500

**Total Maintenance of Streets** **448,110**

**5111 Tree Program**

5111.100 Personal Service	12,750
5111.301 Tree Programs	15,000
5111.302 Emergency Clean-up	15,000
5111.412 Telephone	390

**Total Tree Program** **43,140**

**5120 Maintenance of Bridges**

5120.301 Capital Outlay	10,000
5120.447 Misc. Contracted Services	5,000

**Total Snow Removal** **15,000**

**5142 Snow Removal**

5142.412 Salt, Sand, etc.	75,000
5142.419 Hydraulics, Cutting edges	6,000

**Total Snow Removal** **81,000**

**5182 Street Lighting**

5182.424 Streets, Parks, Traffic signals	230,000
5182.444 Repairs to Equipment	15,000

**Total Street Lighting** **245,000**

**5610 Airport**

5610.100 Personal Service	65,220
5610.101 Overtime, Other	500
5610.250 Other Equipment	1,500
5610.411 Office Supplies & Materials	1,100
5610.413 Fuel For Vehicles	5,750
5610.415 Uniforms & Protective Clothing	300
5610.417 Janitorial Supplies	1,600
5610.421 Telephone	2,760
5610.422 Light & Power	9,000
5610.425 Fuel For Heating	25,000
5610.445 Building Repairs	10,100
5610.447 Other Contracted Services	3,500
5610.462 Miscellaneous	-
5610.466 Aviation Fuel (Resale)	30,000

**Total Airport** **156,330**

**CITY OF OLEAN, NEW YORK  
 APPROPRIATIONS - GENERAL FUND**

<b>5630</b>	<b><u>Transportation</u></b>		
	5630.447 Misc. Fees for Service	60,000	
	<b>Total Transportation</b>		<b>60,000</b>
<b>5650</b>	<b><u>Off Street Parking</u></b>		
	5650.100 Personal Service	48,000	
	5650.411 Supplies and Materials	850	
	5650.422 Light & Power	7,000	
	5650.440 Contracted Services	4,000	
	5650.441 Printing	600	
	5650.445 Repairs to Buildings & Grounds	-	
	<b>Total Off Street Parking</b>		<b>60,450</b>
<b>6410</b>	<b><u>Industrial Development</u></b>		
	6410.467 Programs	15,000	
	<b>Total Industrial Development</b>		<b>15,000</b>
<b>7110</b>	<b><u>Parks</u></b>		
	7110.100 Personal Service	284,398	
	7110.101 OT - Personal Service	5,000	
	7110.102 Other Personal Service	5,000	
	7110.250 Other Equipment	1,000	
	7110.300 Capital Outlay	5,000	
	7110.410 Supplies and Materials	3,650	
	7110.412 Resurfacing & Street Materials	-	
	7110.415 Uniforms & Protective Clothing	1,000	
	7110.418 Parks materials & supplies	3,100	
	7110.419 Replacement supplies	2,100	
	7110.422 Light & Power	1,600	
	7110.444 Repairs to Equipment	2,100	
	7110.445 Building Repairs	2,500	
	7110.447 Misc. Fees for Service	1,820	
	7110.462 Travel, Training	500	
	<b>Total Parks</b>		<b>318,768</b>

**CITY OF OLEAN, NEW YORK  
APPROPRIATIONS - GENERAL FUND**

**7140 Youth and Recreation Services**

7140.100 Personal Service	140,489
7140.101 OT - Personal Service	-
7140.102 Other Personal Service	500
7140.220 Recreation Equipment	-
7140.250 Office Equipment	500
7140.301 Capital Outlay	42,490
7140.411 Supplies and Materials	1,000
7140.412 Chemicals	2,500
7140.415 Uniforms & Protective Clothing	1,000
7140.417 Janitorial Supplies	300
7140.418 Supplies and Materials	5,000
7140.421 Telephone	540
7140.422 Light & Power	12,000
7140.444 Repairs to Equipment	1,000
7140.447 Misc. Fees for Service	11,017
7140.460 Auction fees	500
7140.462 Travel, Training	-
7140.464 Dues and subscriptions	450
7140.467 Programs	3,000

**Total Youth and Recreation Services**

**222,286**

**7190 Ice Skating Rink - Pool Complex**

7190.100 Personal Service	223,246
7190.101 Personal Service - Overtime	500
7190.102 Other Personal Service	500
7190.250 Other Equipment	4,000
7190.301 Capital Outlay	25,000
7190.411 Supplies and materials	4,000
7190.415 Uniforms & Protective Clothing	800
7190.422 Light & Power	64,000
7190.444 Repairs to Equipment	9,500
7190.445 Building Repairs	-
7190.457 Misc. Fees for Service	2,500
7190.462 Travel, Training	1,000
7190.465 Licensing fees	500

**Total Ice Skating Rink - Pool Complex**

**335,546**

**CITY OF OLEAN, NEW YORK  
APPROPRIATIONS - GENERAL FUND**

**7210 Stadium**

7210.418 Supplies and Materials	10,800
7210.422 Light & Power	17,000
7210.445 Repairs to Buildings & Grounds	6,200
7210.467 Programs	2,100
	<hr/>

**Total Stadium**

**36,100**

**7310 Youth Programs - Youth Bureau**

7310.100 Personal Service	47,749
7310.411 Office Supplies & Materials	500
7310.462 Travel, Training	-
7310.464 Dues and subscriptions	300
7310.467 Programs	17,000
	<hr/>

**Total Youth Programs - Youth Bureau**

**65,549**

**7510 Historian**

7510.100 Personal Service	2,600
7510.411 Office Supplies & Materials	125
	<hr/>

**Total Historian**

**2,725**

**7520 Historical Property**

7520.100 Personal Service	9,800
7520.411 Office Supplies & Materials	250
7520.417 Janitorial Supplies	150
7520.422 Light & Power	7,500
7520.447 Misc. Fees for Service	2,000
7520.450 Fees for Service	3,400
7520.465 Miscellaneous	100
	<hr/>

**Total Historical Property**

**23,200**

**7550 Celebrations**

7550.467 Programs	4,000
	<hr/>

**Total Celebrations**

**4,000**



**CITY OF OLEAN, NEW YORK  
APPROPRIATIONS - GENERAL FUND**

**7620 Adult Recreation**

7620.100 Personal Service	10,000	
7620.250 Other Equipment	1,000	
7620.301 Capital Outlay	4,000	
7620.417 Janitorial Supplies	4,000	
7620.422 Light & Power	10,000	
7620.425 Fuel for heating	8,000	
7620.445 Building Repairs	4,000	
7620.447 Misc. Fees for Service	3,000	
7620.467 Programs	35,000	
<b>Total Adult Recreation</b>		<b>79,000</b>

**8010 Zoning**

8010.100 Personal Service	2,900	
<b>Total Zoning</b>		<b>2,900</b>

**8160 Landfill Monitoring**

8160.447 Misc. Contracted Services	32,500	
<b>Total Landfill Monitoring</b>		<b>32,500</b>

**8660 Community Development**

8660.100 Personal Service	80,797	
8660.101 Personal Service - Overtime	500	
8660.411 Office Supplies & Materials	900	
8660.453 Consultants	2,500	
8660.462 Travel, Training	1,000	
8660.467 Programs	4,300	
<b>Total Community Development</b>		<b>89,997</b>

**9000 Undistributed**

9010.628 State Retirement	290,868	
9015.629 Fire & Police Retirement	691,245	
9030.630 Social Security	543,750	
9040.633 Workers Compensation	183,895	
9050.636 Unemployment Insurance	15,000	
9060.650 Medical Insurance	1,205,436	
9089.854 Retirees Benefit - Hospital	56,500	
9090.854 Benefit Adjustment	58,600	
<b>Total Undistributed</b>		<b>3,045,295</b>

**CITY OF OLEAN, NEW YORK  
APPROPRIATIONS - GENERAL FUND**

**9790 Debt Service**

9790.602 State Loan - Principal	22,821
9790.702 State Loan - Interest	2,013
	<hr/>

**Total Debt Service**

**24,834**

**9955 Interfund Transfers**

9950.550 Transfers to Capital Fund	208,133
9955.555 Transfers to Debt Service	430,582
	<hr/>

**Total Interfund Transfers**

**638,715**

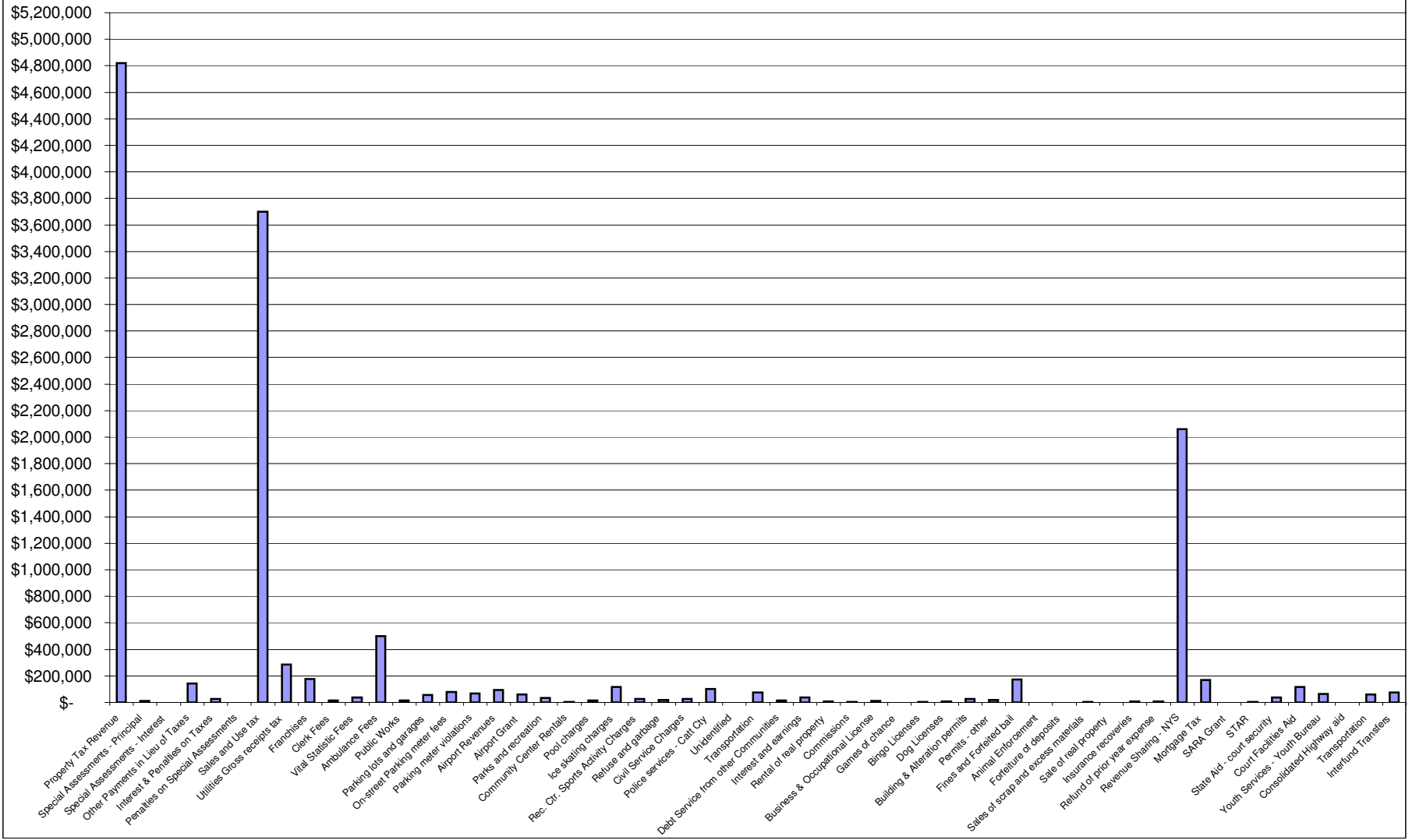
**Total General Fund Appropriations**

**\$ 13,413,776**

**CITY OF OLEAN, NEW YORK**  
**ESTIMATED REVENUES - GENERAL FUND**

Acct. # Description	2005-2006	2006-2007	Increase (Decrease)
1001 Property Tax Revenue	\$ 4,337,019	\$ 4,820,419	\$ 483,400
1030 Special Assessments - Principal	6,000	11,555	5,555
1031 Special Assessments - Interest	1,200	1,624	424
1081 Other Payments in Lieu of Taxes	159,000	143,706	(15,294)
1090 Interest & Penalties on Taxes	35,000	25,000	(10,000)
1091 Penalties on Special Assessments	-	41	41
1110 Sales and Use tax	3,900,000	3,700,000	(200,000)
1130 Utilities Gross receipts tax	290,000	285,000	(5,000)
1170 Franchises	195,000	176,400	(18,600)
1255 Clerk Fees	20,000	15,000	(5,000)
1603 Vital Statistic Fees	39,000	37,500	(1,500)
1640 Ambulance Fees	490,000	500,000	10,000
1710 Public Works	20,000	15,000	(5,000)
1720 Parking lots and garages	71,000	55,000	(16,000)
1740 On-street Parking meter fees	79,000	79,000	-
1741 Parking meter violations	70,000	67,000	(3,000)
1770 Airport Revenues	88,000	95,000	7,000
1789 Airport Grant	10,000	60,000	50,000
2001 Parks and recreation	65,000	35,000	(30,000)
2002 Community Center Rentals	4,000	3,000	(1,000)
2005 Pool charges	15,000	15,000	-
2065 Ice skating charges	125,000	118,000	(7,000)
2070 Rec. Ctr. Sports Activity Charges	-	25,000	25,000
2130 Refuse and garbage	20,000	19,200	(800)
2220 Civil Service Charges	28,000	27,800	(200)
2260 Police services - Catt Cty	110,000	100,000	(10,000)
2770 Unidentified	283,725	1,000	(282,725)
2301 Transportation	73,956	73,956	-
2392 Debt Service from other Communities	14,652	14,652	-
2401 Interest and earnings	25,000	37,000	12,000
2410 Rental of real property	7,500	8,000	500
2450 Commissions	10,000	5,500	(4,500)
2501 Business & Occupational License	15,000	12,000	(3,000)
2530 Games of chance	1,000	900	(100)
2540 Bingo Licenses	5,000	3,700	(1,300)
2542 Dog Licenses	6,500	6,000	(500)
2555 Building & Alteration permits	25,000	25,000	-
2590 Permits - other	20,000	19,500	(500)
2610 Fines and Forfeited bail	187,000	172,700	(14,300)
2611 Animal Enforcement	-	-	-
2620 Forfeiture of deposits	-	-	-
2650 Sales of scrap and excess materials	3,500	3,500	-
2660 Sale of real property	5,000	-	(5,000)
2680 Insurance recoveries	8,000	8,000	-
2701 Refund of prior year expense	25,000	7,500	(17,500)
3001 Revenue Sharing - NYS	1,659,537	2,059,673	400,136
3005 Mortgage Tax	185,000	170,000	(15,000)
3060 SARA Grant	-	-	-
3089 STAR	5,000	3,000	(2,000)
3330 State Aid - court security	15,000	36,950	21,950
3380 Court Facilities Aid	100,000	115,000	15,000
3389 Youth Services - Youth Bureau	50,000	65,000	15,000
3501 Consolidated Highway aid	-	-	-
3591 Transportation	65,000	60,000	(5,000)
5031 Interfund Transfers	-	75,000	75,000
<b>Total Estimated Revenues</b>	<b>\$ 12,972,589</b>	<b>\$ 13,413,776</b>	<b>\$ 441,187</b>

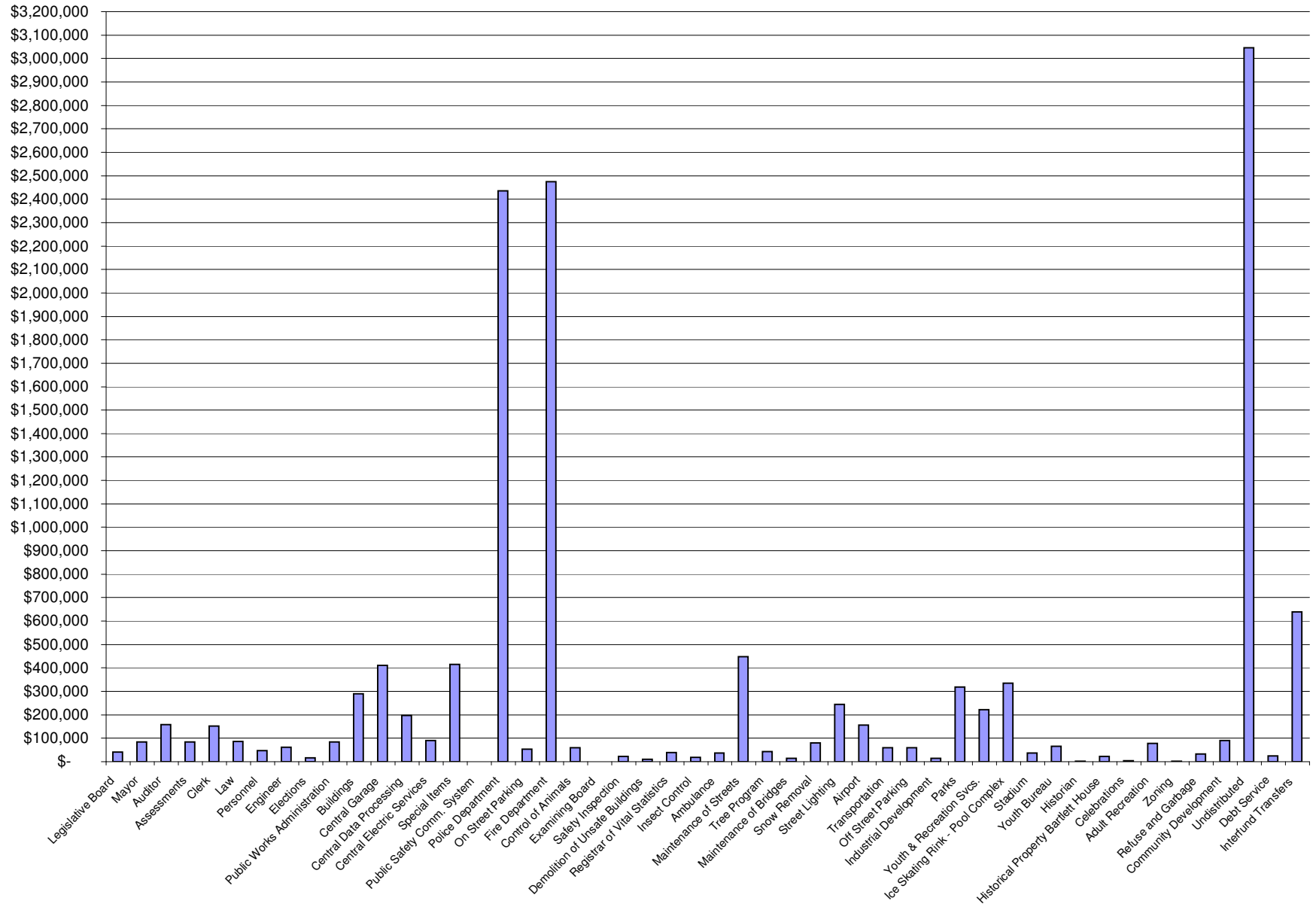
### 2006-2007 General Fund Budget - Revenue By Category



**CITY OF OLEAN, NEW YORK  
GENERAL FUND  
COMPARATIVE BUDGET STATEMENT**

<u>Administrative Unit</u>	<u>2005-2006</u>	<u>2006-2007</u>	<u>Increase (Decrease)</u>
Legislative Board	\$ 39,750	\$ 41,500	\$ 1,750
Mayor	90,019	83,590	(6,429)
Auditor	155,268	157,468	2,200
Assessments	84,608	84,708	100
Clerk	209,965	151,115	(58,850)
Law	97,040	86,908	(10,132)
Personnel	46,630	46,630	0
Engineer	74,141	61,575	(12,566)
Elections	17,500	16,500	(1,000)
Public Works Administration	89,123	84,723	(4,400)
Buildings	182,555	289,475	106,920
Central Garage	377,402	410,110	32,708
Central Data Processing	181,513	198,217	16,704
Central Electric Services	104,054	90,584	(13,470)
Special Items	418,200	414,725	(3,475)
Public Communications System	45,282	-	(45,282)
Police Department	2,432,954	2,434,926	1,972
On Street Parking	52,146	52,425	279
Fire Department	2,477,412	2,475,366	(2,046)
Control of Animals	60,000	60,000	-
Examining Board	540	540	-
Safety Inspection	50,193	22,710	(27,483)
Demolition of Unsafe Buildings	28,200	10,000	(18,200)
Registrar of Vital Statistics	38,920	39,020	100
Insect Control	17,250	17,500	250
Ambulance	34,133	38,015	3,882
Maintenance of Streets	558,849	448,110	(110,739)
Tree Program	42,750	43,140	390
Maintenance of Bridges	-	15,000	15,000
Snow Removal	86,000	81,000	(5,000)
Street Lighting	250,000	245,000	(5,000)
Airport	152,892	156,330	3,438
Transportation	65,000	60,000	(5,000)
Off Street Parking	56,000	60,450	4,450
Industrial Development	15,000	15,000	-
Parks	328,082	318,768	(9,314)
Youth & Recreation Services	205,790	222,286	16,496
Ice Skating Rink-Pool Complex	343,800	335,546	(8,254)
Stadium	35,000	36,100	1,100
Youth Bureau	66,300	65,549	(751)
Historian	2,725	2,725	-
Historical Property - Bartlett House	22,400	23,200	800
Celebrations	4,000	4,000	-
Adult Recreation	97,000	79,000	(18,000)
Zoning	2,900	2,900	-
Refuse & Garbage	-	32,500	32,500
Community Development	90,335	89,997	(338)
Employee Benefits	2,714,772	3,045,295	330,523
Debt Service	24,834	24,834	0
Interfund Transfers	403,362	638,715	235,353
<b>Totals</b>	<b>\$ 12,972,589</b>	<b>\$ 13,413,776</b>	<b>\$ 441,187</b>

## 2006-2007 General Fund Budget - Expenditures By Department



# CITY OF OLEAN, NEW YORK

## TAX RATES PER \$1,000 OF ASSESSED VALUATION

<u>Fiscal Year</u>	<u>Tax Rate</u>
1977-1978	\$ 31.18
1978-1979	31.18
1979-1980	31.18
1980-1981	37.04
1981-1982	38.80
1982-1983	43.29
1983-1984	44.92
1984-1985	44.92
1985-1986	46.92
1986-1987	46.92
1987-1988	49.25
1988-1989	52.75
1989-1990	58.60
1990-1991	58.60
1991-1992	64.02
1992-1993	70.42
1993-1994	76.05
1994-1995	78.31
1995-1996	80.30
1996-1997	83.29
1997-1998	87.84
1998-1999	90.62
1999-2000	93.32
2000-2001	95.88
2001-2002	95.74
2002-2003	98.22
2003-2004	101.16
2004-2005	104.19
2005-2006	108.28
2006-2007	123.11

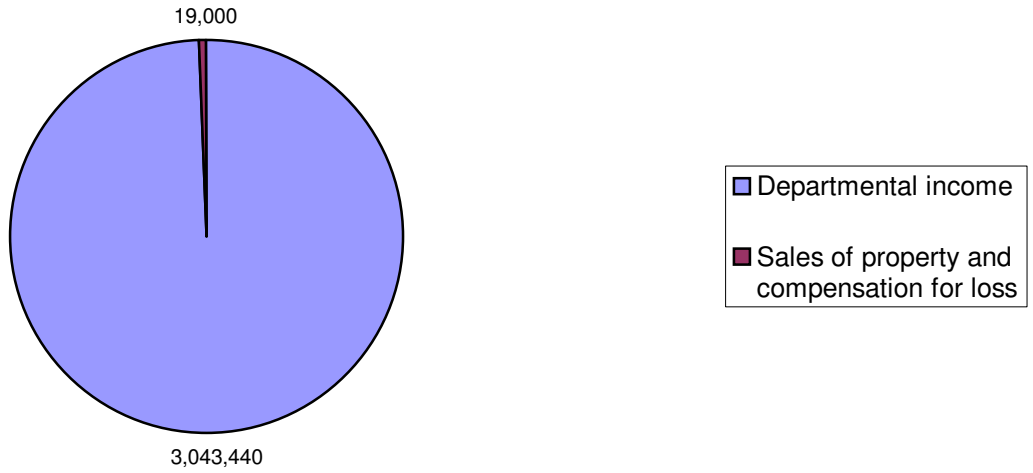
**CITY OF OLEAN, NEW YORK**  
**WATER FUND BUDGET**  
**FOR THE 2005-2006 AND 2006-2007 BUDGET YEARS**

	2005-2006	2006-2007	Increase / (Decrease)
<b><u>REVENUES:</u></b>			
Departmental income	\$ 3,192,404	\$ 3,043,440	\$ (148,964)
Sales of property and compensation for loss	18,000	19,000	1,000
<b>TOTAL REVENUES</b>	<b>3,210,404</b>	<b>3,062,440</b>	<b>(147,964)</b>
<b><u>EXPENDITURES:</u></b>			
General government support	72,500	78,200	5,700
Home and community services	1,650,886	1,518,988	(131,898)
Employee benefits	488,033	413,604	(74,429)
<b>TOTAL EXPENDITURES</b>	<b>2,211,419</b>	<b>2,010,792</b>	<b>(200,627)</b>
<b>EXCESS OF REVENUE OVER (UNDER) EXPENDITURES</b>	<b>998,985</b>	<b>1,051,648</b>	<b>52,663</b>
<b>OTHER FINANCING USES</b>			
Operating transfers out	(996,465)	(1,035,803)	(39,338)
<b>TOTAL OTHER FINANCING USES</b>	<b>(996,465)</b>	<b>(1,035,803)</b>	<b>(39,338)</b>
<b>BUDGETED SURPLUS (DEFICIT)</b>	<b>\$ 2,520</b>	<b>\$ 15,845</b>	<b>\$ 13,325</b>

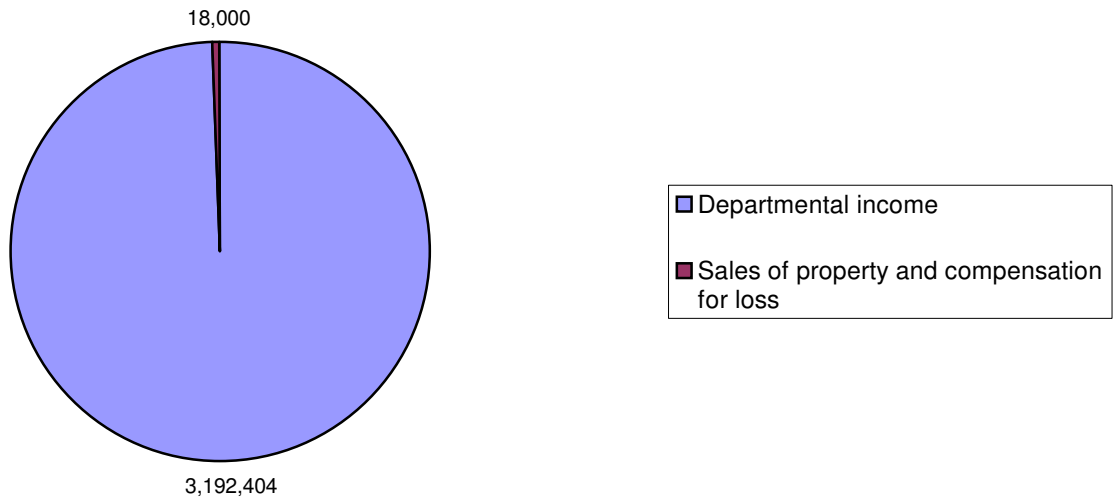


**CITY OF OLEAN, NEW YORK  
2006-2007 BUDGET**

**2006-2007 Water Fund Budget Distribution - Revenue**

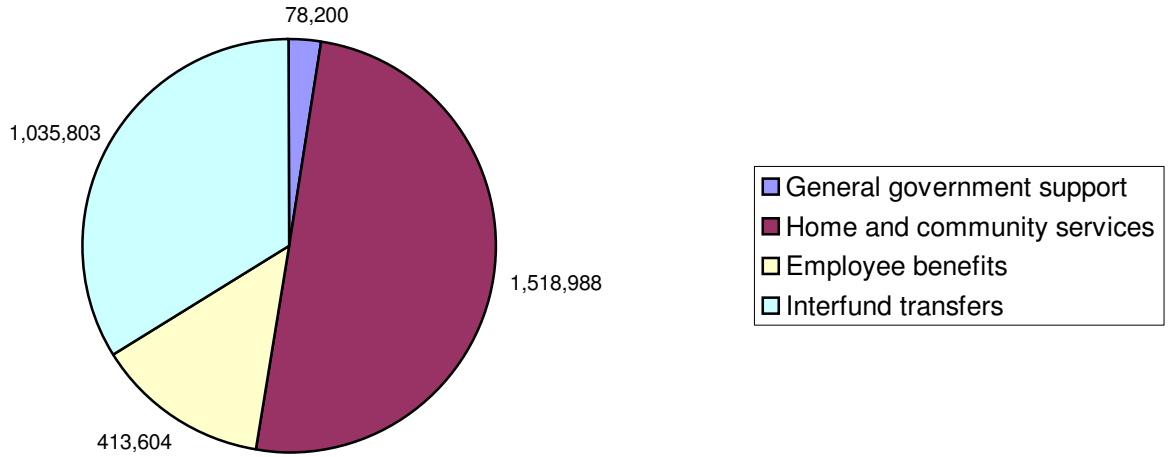


**2005-2006 Water Fund Budget Distribution - Revenue**

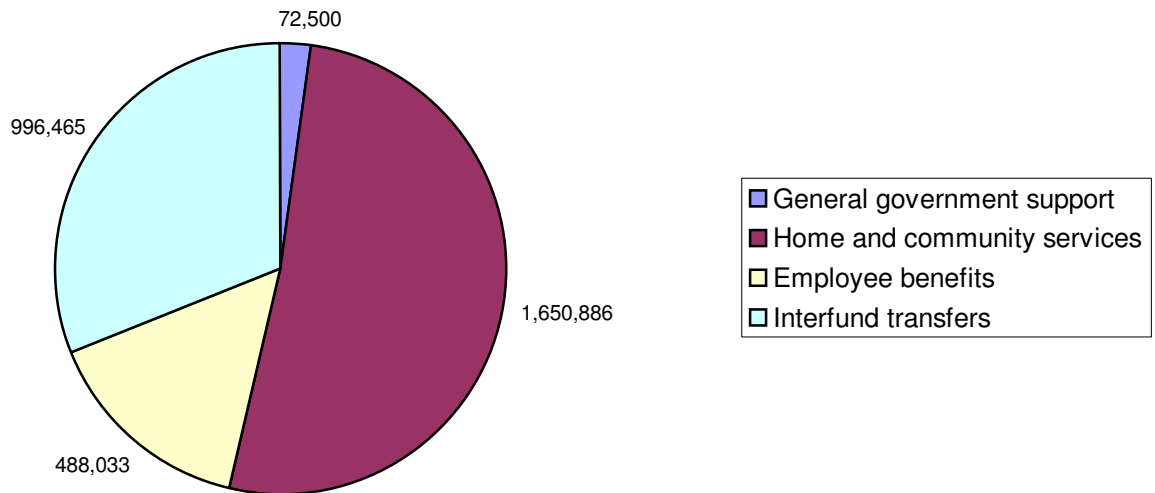


**CITY OF OLEAN, NEW YORK  
2006-2007 BUDGET**

**2006-2007 Water Fund Budget Distribution - Expenditures**



**2005-2006 Water Fund Budget Distribution - Expenditures**



**CITY OF OLEAN, NEW YORK  
WATER FUND  
SUMMARY OF BUDGET**

Dept. #	Administration Unit	Personal Services	Equipment & Capital Outlay	Contract Expense	Employee Benefits	Debt Svc. & Interfund Transfers	Total Budget
1910	Special Items			\$ 78,200			\$ 78,200
8310	Water Administration	\$ 251,061	\$ 12,500	55,650			319,211
8330	Purification	374,118	4,000	555,250			933,368
8340	Transmission & Distribution	185,659	6,000	74,750			266,409
9000	Undistributed				\$ 413,604		413,604
9955	Interfund Transfers					\$ 1,035,803	1,035,803
<b>Total Appropriations</b>		<b>\$ 810,838</b>	<b>\$ 22,500</b>	<b>\$ 763,850</b>	<b>\$ 413,604</b>	<b>\$ 1,035,803</b>	<b>\$ 3,046,595</b>
<b>Percent to Total Budget 2006/2007</b>		<b>26.61%</b>	<b>0.74%</b>	<b>25.07%</b>	<b>13.58%</b>	<b>34.00%</b>	<b>100.00%</b>
<b>Percent to Total Budget 2005/2006</b>		<b>26.75%</b>	<b>2.19%</b>	<b>24.78%</b>	<b>15.22%</b>	<b>31.06%</b>	<b>100.00%</b>

**CITY OF OLEAN, NEW YORK  
APPROPRIATIONS - WATER FUND**

<u>Functional Unit</u>	<u>Detail</u>	<u>Budget 2006-2007</u>
<b>1900 <u>Special Items</u></b>		
1910.511 Unallocated Insurance	\$ 72,000	
1950.514 Taxes & Assessments City	1,200	
1990.590 Contingent Account	5,000	
<b>Total Special Items</b>		<b>\$ 78,200</b>
<b>8310 <u>Water Administration</u></b>		
8310.100 Personal Service	241,061	
8310.101 OT - Personal Service	5,000	
8310.102 Other Personal Service	5,000	
8310.220 Equipment	3,500	
8310.250 Maintenance Equipment	9,000	
8310.411 Office Supplies & Materials	18,500	
8310.413 Gas & Oil for Auto	3,000	
8310.415 Uniforms & Protective Clothing	1,200	
8310.416 Books and Manuals	250	
8310.417 Janitorial Supplies	1,000	
8310.422 Telephone	500	
8310.443 Repairs to Office Equipment	500	
8310.445 Repairs to Buildings & Grounds	400	
8310.446 Auto Repairs	2,000	
8310.447 Other Contracted Services	300	
8310.462 Travel, Training	3,000	
8310.465 Meter purchase & Maintenance	25,000	
<b>Total Water Administration</b>		<b>319,211</b>
<b>8330 <u>Purification</u></b>		
8330.100 Personal Service	359,618	
8330.101 OT - Personal Service	5,000	
8330.102 Other Personal Service	9,500	
8330.300 Capital Outlay	4,000	
8330.411 Office Supplies & Materials	1,500	
8330.413 Gas & Oil for Auto	2,750	
8330.415 Uniforms & Protective Clothing	1,000	
8330.416 Books & Manuals	500	
8330.417 Janitorial Supplies	1,000	
8330.418 Chemicals & Lab Supplies	63,000	
8330.421 Telephone	5,500	
8330.422 Light & Power	321,000	
8330.425 Fuel for Heating	45,000	
8330.444 Repairs to Property & Equipment	21,000	
8330.445 Building Repairs	20,500	
8330.446 Auto Repairs	4,000	
8330.447 Other Contracted Services	33,500	
8330.462 Travel, Training	3,000	
8330.464 Dues & Subscriptions	2,000	
8330.465 Lab Tests	30,000	
<b>Total Purification</b>		<b>933,368</b>


**CITY OF OLEAN, NEW YORK  
APPROPRIATIONS - WATER FUND**

<b>8340</b>	<b><u>Transmission and Distribution</u></b>		
	8340.100 Personal Service	173,659	
	8340.101 OT - Personal Service	8,000	
	8340.102 Other Personal Service	4,000	
	8340.250 Other Equipment	6,000	
	8340.411 Office Supplies & Materials	200	
	8340.412 Street Materials	7,500	
	8340.413 Gas & Oil for Auto	4,000	
	8340.415 Uniforms & Protective Clothing	750	
	8340.417 Janitorial Supplies	800	
	8340.418 Chemicals & Lab Supplies	2,500	
	8340.419 Water mains, hydrants	30,000	
	8340.421 Telephone	2,500	
	8340.422 Light & Power	3,000	
	8340.425 Fuel for Heating	6,000	
	8340.444 Repairs to Property & Equipment	1,500	
	8340.445 Building Repairs	1,500	
	8340.446 Auto Repairs	7,500	
	8340.447 Other Contracted Services	5,000	
	8340.462 Travel, Training	2,000	
		<hr/>	
	<b>Total Transmission and Distribution</b>		<b>266,409</b>
<b>9000</b>	<b><u>Undistributed</u></b>		
	9010.628 State Retirement	111,578	
	9030.630 Social Security	62,779	
	9040.633 Workers Compensation	54,300	
	9050.650 Unemployment Insurance	-	
	9060.650 Medical Insurance	159,847	
	9089.854 Retiree Benefit - Hospital	17,000	
	9090.854 Benefit Adjustment	8,100	
		<hr/>	
	<b>Total Undistributed</b>		<b>413,604</b>
<b>9955</b>	<b><u>Interfund Transfers</u></b>		
	9955.500 Transfers to General Fund	71,000	
	9950.550 Transfers to Capital Projects	29,715	
	9955.555 Transfers to Debt service	935,088	
		<hr/>	
	<b>Total Interfund Transfers</b>		<b>1,035,803</b>
	<b>Total Water Fund Appropriations</b>		<b><u>\$ 3,046,595</u></b>

**CITY OF OLEAN, NEW YORK  
ESTIMATED REVENUES - WATER FUND**

<u>Account Number</u>		<u>Budget 2005-2006</u>	<u>Budget 2006-2007</u>	<u>Increase (Decrease)</u>
2140	Metered Water Sales	\$ 3,172,404	\$ 3,019,940	\$ (152,464)
2144	Water Meter Service Charges	15,500	8,000	(7,500)
2655	Other Sales	4,500	15,500	11,000
2665	Sales of Meters	<u>18,000</u>	<u>19,000</u>	<u>1,000</u>
	<b>Total Estimated Revenues</b>	<b><u><u>\$ 3,210,404</u></u></b>	<b><u><u>\$ 3,062,440</u></u></b>	<b><u><u>\$ (147,964)</u></u></b>

## 2006-2007 Water Fund Budget - Revenue by Category

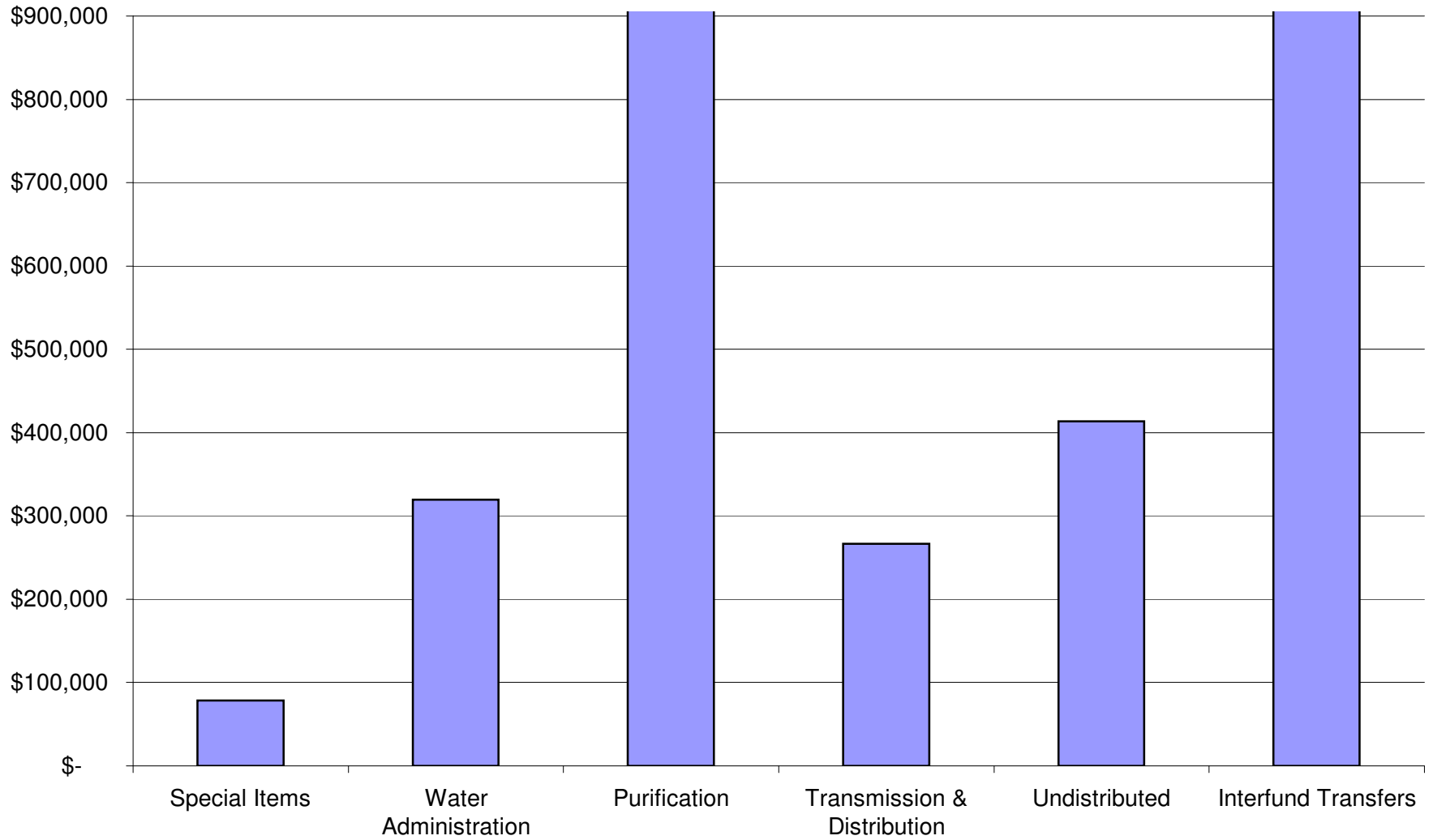


**CITY OF OLEAN, NEW YORK  
WATER FUND  
COMPARATIVE BUDGET STATEMENT**

<u>Administrative Unit</u>	<u>2005-2006</u>	<u>2006-2007</u>	<u>Increase (Decrease)</u>
Special Items	\$ 72,500	\$ 78,200	\$ 5,700
Water Administration	361,227	319,211	(42,016)
Purification	965,612	933,368	(32,244)
Transmission & Distribution	324,047	266,409	(57,638)
Undistributed	488,033	413,604	(74,429)
Interfund Transfers	996,465	1,035,803	39,338
<b>Totals</b>	<b><u>\$ 3,207,884</u></b>	<b><u>\$ 3,046,595</u></b>	<b><u>\$ (161,289)</u></b>



## 2006-2007 Water Fund Budget - Expenditures by Department



# CITY OF OLEAN, NEW YORK

## WATER QUARTERLY RATE INCREASE HISTORY

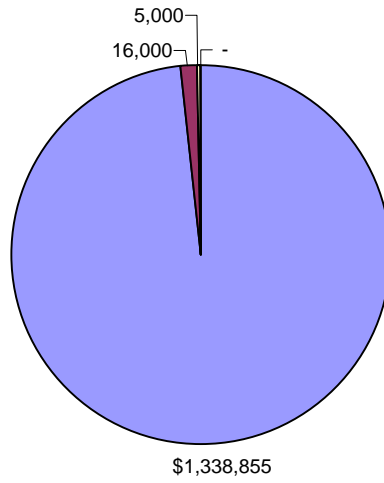
<u>Fiscal Year</u>	<u>Water Rate</u>	
1980-1981	7.00	
1981-1982	10.50	
1982-1983	10.50	
1983-1984	10.50	
1984-1985	12.08	
1985-1986	12.44	
1986-1987	12.44	
1987-1988	12.44	
1988-1989	12.44	
1989-1990	12.44	
1990-1991	13.93	
1991-1992	13.93	
1992-1993	13.93	
1993-1994	14.91	
1994-1995	15.80	
1995-1996	17.38	
1996-1997	20.16	
1997-1998	20.16	
1998-1999	20.16	
1999-2000	20.16	
2000-2001	20.76	
2001-2002	20.76	
2002-2003	22.84	
2003-2004	28.55	
2004-2005	46.54	1/1/2005
2005-2006	46.54	
2006-2007	51.49	9/1/2006

**CITY OF OLEAN, NEW YORK**  
**SEWER FUND BUDGET**  
**FOR THE 2005-2006 AND 2006-2007 BUDGET YEARS**

	2005-2006	2006-2007	Increase / (Decrease)
<b><u>REVENUES:</u></b>			
Departmental income	\$ 1,913,561	\$ 2,054,100	\$ 140,539
Intergovernmental charges	175,000	220,500	45,500
State aid	5,000	5,000	-
<b>TOTAL REVENUES</b>	<b>2,093,561</b>	<b>2,279,600</b>	<b>186,039</b>
<b><u>EXPENDITURES:</u></b>			
General government support	66,500	69,100	2,600
Home and community services	1,508,364	1,621,357	112,993
Employee benefits	375,461	385,949	10,488
<b>TOTAL EXPENDITURES</b>	<b>1,950,325</b>	<b>2,076,406</b>	<b>126,081</b>
<b>EXCESS OF REVENUE OVER (UNDER) EXPENDITURES</b>	<b>143,236</b>	<b>203,194</b>	<b>59,958</b>
<b>OTHER FINANCING USES</b>			
Operating transfers out	(141,257)	(189,104)	(47,847)
<b>TOTAL OTHER FINANCING USES</b>	<b>(141,257)</b>	<b>(189,104)</b>	<b>(47,847)</b>
<b>BUDGETED SURPLUS (DEFICIT)</b>	<b>\$ 1,979</b>	<b>\$ 14,090</b>	<b>\$ 12,111</b>

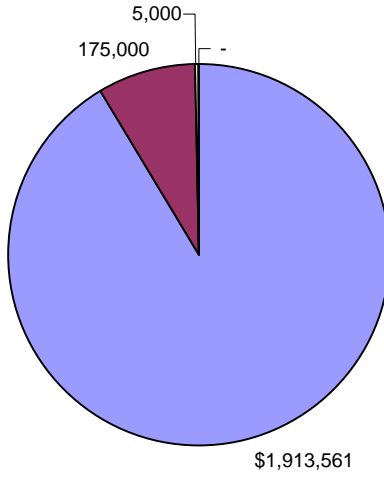
CITY OF OLEAN, NEW YORK  
2006-2007 BUDGET

2006-2007 Sewer Fund Budget Distribution - Revenues



- Departmental income
- Intergovernmental charges
- State aid
- Interfund revenues

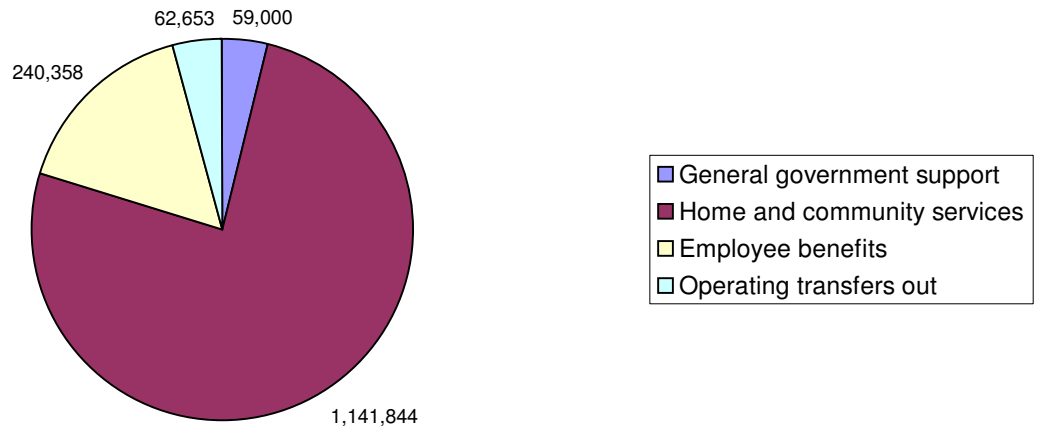
2005-2006 Sewer Fund Budget Distribution - Revenues



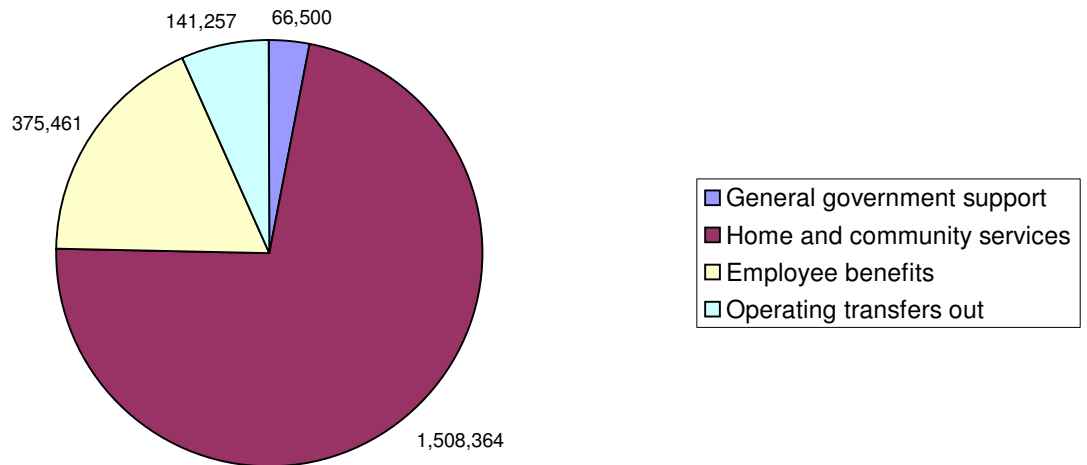
- Departmental income
- Intergovernmental charges
- State aid
- Interfund revenues

**CITY OF OLEAN, NEW YORK  
2006-2007 BUDGET**

**2006-2007 Sewer Fund Budget Distribution - Expenditures**



**2005-2006 Sewer Fund Budget Distribution - Expenditures**



**CITY OF OLEAN, NEW YORK  
SEWER FUND  
SUMMARY OF BUDGET**

Dept. #	Administration Unit	Personal Services	Equipment & Capital Outlay	Contract Expense	Employee Benefits	Debt Svc. & Interfund Transfers	Total Budget
1910	Special Items			\$ 69,100			\$ 69,100
8120	Sewer Maintenance	\$ 180,490	\$ -	43,260			223,750
8130	Sewage Treatment & Disposal	560,807	20,000	816,800			1,397,607
9000	Undistributed				\$ 385,949		385,949
9955	Interfund Transfers					\$ 189,104	189,104
<b>Total Appropriations</b>		<b>\$ 741,297</b>	<b>\$ 20,000</b>	<b>\$ 929,160</b>	<b>\$ 385,949</b>	<b>\$ 189,104</b>	<b>\$ 2,265,510</b>
<b>Percent to Total Budget</b>							
	<b>2006/2007</b>	<b>32.72%</b>	<b>0.88%</b>	<b>41.01%</b>	<b>17.04%</b>	<b>8.35%</b>	<b>100.00%</b>
	<b>2005/2006</b>	<b>37.13%</b>	<b>0.00%</b>	<b>38.17%</b>	<b>17.95%</b>	<b>6.75%</b>	<b>100.00%</b>

**CITY OF OLEAN, NEW YORK  
APPROPRIATIONS - SEWER FUND**

<u>Functional Unit</u>	<u>Detail</u>	<u>Budget 2006-2007</u>
<b>1900 <u>Special Items</u></b>		
1910.511 Unallocated Insurance	\$ 67,600	
1990.590 Contingent Account	1,500	
<b>Total Special Items</b>		<b>\$ 69,100</b>
<b>8120 <u>Sewer Maintenance</u></b>		
8120.100 Personal Service	169,490	
8120.101 OT - Personal Service	7,500	
8120.102 Other Personal Service	3,500	
8120.300 Capital Outlay	-	
8120.411 Office Supplies & Materials	300	
8120.412 Resurfacing - Street Materials	5,000	
8120.413 Gas & Oil for Auto	2,500	
8120.415 Uniforms & Protective Clothing	500	
8120.416 Books & Manuals	100	
8120.418 Chemicals & Lab Supplies	5,000	
8120.419 Other Supplies	10,000	
8120.421 Telephone	360	
8120.444 Repairs to Equipment & Property	2,000	
8120.421 Automotive Repairs	10,000	
8120.447 Misc. Contracted Svcs	5,000	
8120.462 Travel, Training	2,500	
<b>Total Sewer Maintenance</b>		<b>223,750</b>
<b>8130 <u>Sewer Treatment &amp; Disposal</u></b>		
8130.100 Personal Service	546,307	
8130.101 OT - Personal Service	7,500	
8130.102 Other Personal Service	7,000	
8130.250 Other Equipment	20,000	
8130.301 Capital Outlay	15,000	
8130.411 Office Supplies & Materials	18,500	
8130.413 Gas & Oil for Auto	2,500	
8130.415 Uniforms & Protective Clothing	600	
8130.416 Books & Manuals	200	
8130.417 Janitorial Supplies	2,500	
8130.418 Chemicals	22,000	
8130.421 Telephone	2,500	
8130.422 Light & Power	425,000	
8130.425 Fuel for Heating	90,000	
8130.444 Repairs to equipment	60,000	
8130.445 Building Repairs	20,000	
8130.446 Auto Repairs	3,000	
8130.447 Misc. Contracted Svcs	150,000	
8130.462 Travel, Training	4,000	
8130.464 Dues & Subscriptions	1,000	
<b>Total Sewer Treatment &amp; Disposal</b>		<b>1,397,607</b>

**9000 Undistributed**

9010.628 State Retirement	92,355
9030.630 Social Security	56,709
9040.633 Workers Compensation	42,500
9060.650 Medical Insurance	173,785
9089.854 Retiree Benefit - Hospital	12,500
9090.854 Benefit Adjustment	8,100

**Total Undistributed**

**385,949**

**9955 Interfund Transfers**

9955.500 Transfers to General Fund	4,000
9955.550 Transfers to Capital Projects	164,734
9955.555 Transfers to Debt service	20,370

**Total Interfund Transfers**

**189,104**

**Total Sewer Fund Appropriations**

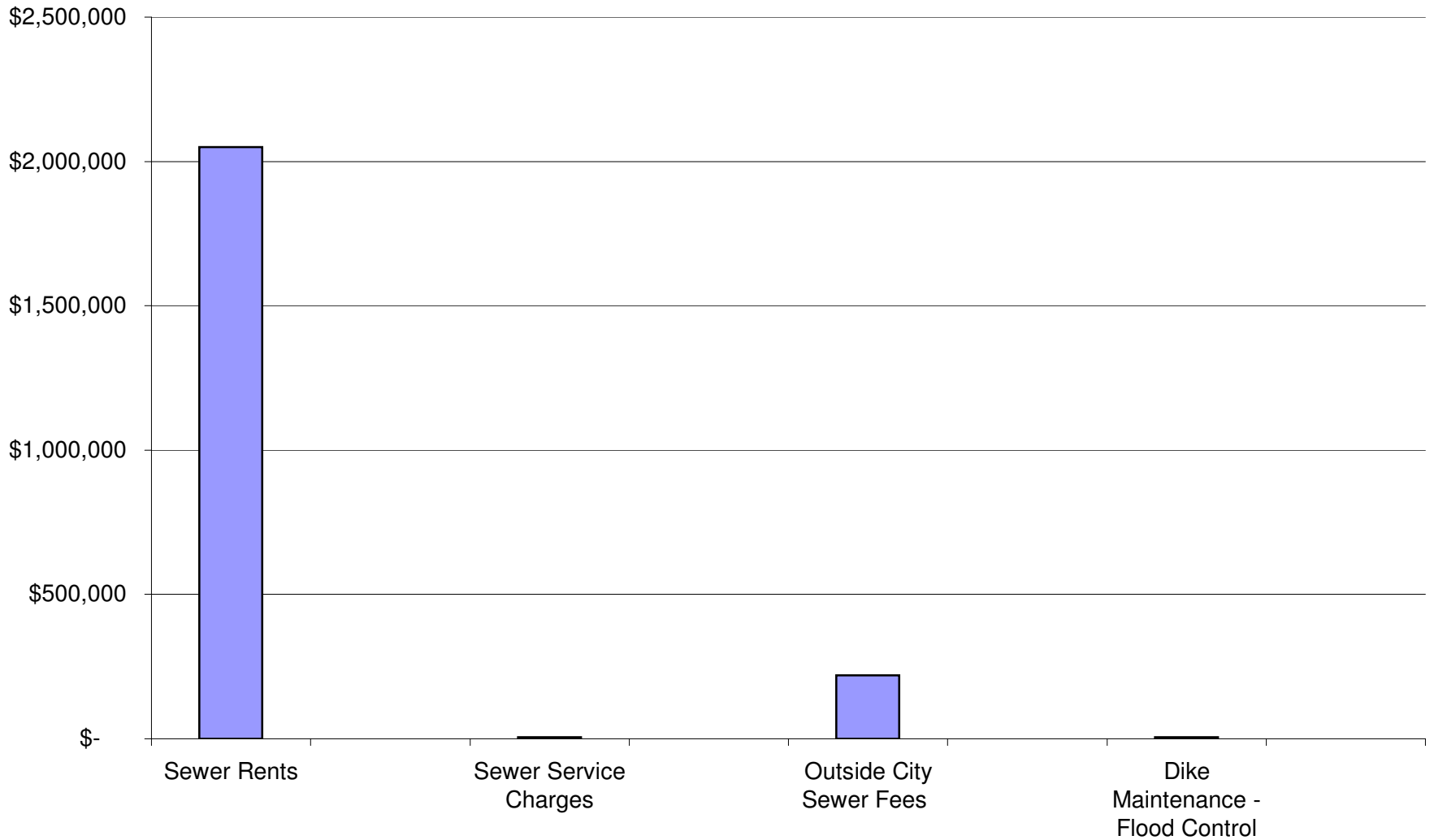
**\$ 2,265,510**



**CITY OF OLEAN, NEW YORK  
ESTIMATED REVENUES - SEWER FUND**

<u>Account Number</u>		<u>Budget 2005-2006</u>	<u>Budget 2006-2007</u>	<u>Increase (Decrease)</u>
2120	Sewer Rents	\$ 1,893,561	\$ 2,049,100	\$ 155,539
2122	Sewer Service Charges	20,000	5,000	(15,000)
2374	Outside City Sewer Fees	175,000	220,500	45,500
2380	Dike Maintenance - Flood Control	5,000	5,000	-
	<b>Total Estimated Revenues</b>	<b><u>\$ 2,093,561</u></b>	<b><u>\$ 2,279,600</u></b>	<b><u>\$ 186,039</u></b>

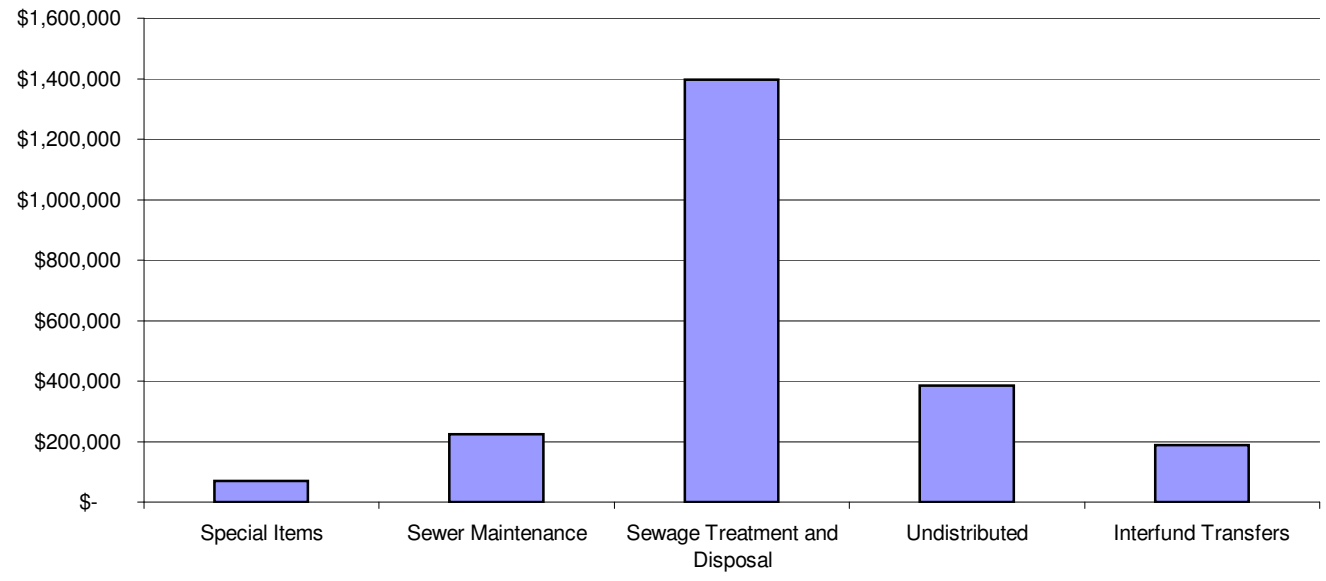
## 2006-2007 Sewer Fund Budget - Revenue by Category



**CITY OF OLEAN, NEW YORK  
SEWER FUND  
COMPARATIVE BUDGET STATEMENT**

<u>Administrative Unit</u>	<u>2005-2006</u>	<u>2006-2007</u>	<u>Increase (Decrease)</u>
Special Items	\$ 66,500	\$ 69,100	\$ 2,600
Sewer Maintenance	289,240	223,750	(65,490)
Sewage Treatment and Disposal	1,219,124	1,397,607	178,483
Undistributed	375,461	385,949	10,488
Interfund Transfers	141,257	189,104	47,847
<b>Totals</b>	<b><u><u>\$ 2,091,582</u></u></b>	<b><u><u>\$ 2,265,510</u></u></b>	<b><u><u>\$ 173,928</u></u></b>

### 2006-2007 Sewer Fund Budget - Expenditures by Department



# CITY OF OLEAN, NEW YORK

## SEWER QUARTERLY RATE INCREASE HISTORY

<u>Fiscal Year</u>	<u>Sewer Rate</u>
1980-1981	1.80
1981-1982	5.00
1982-1983	5.00
1983-1984	5.00
1984-1985	5.00
1985-1986	5.15
1986-1987	5.15
1987-1988	8.76 *
1988-1989	11.39
1989-1990	15.38
1990-1991	15.38
1991-1992	15.38
1992-1993	15.38
1993-1994	14.46
1994-1995	13.60
1995-1996	13.60
1996-1997	13.60
1997-1998	13.60
1998-1999	13.60
1999-2000	13.60
2000-2001	13.60
2001-2002	13.60
2002-2003	14.28
2003-2004	16.42
2004-2005	26.27
2005-2006	26.27
2006-2007	34.30 9/1/2006

\* Industry exempted from the 1987 sewer rate increase

CITY OF OLEAN, NEW YORK

APPROPRIATIONS - DEBT SERVICE FUND

	<u>Detail</u>	<u>Budget 2006-2007</u>
<b>1380 <u>Fiscal Agent Fees</u></b>		
1380.455 Fees for Service	<u>5,000</u>	
<b>Total Fiscal Agent Fees</b>		<b>5,000</b>
<b>9710 <u>Serial Bonds</u></b>		
9710.601 Serial Bonds - Principal	842,616	
9710.701 Serial Bonds - Interest/Admin. Fees	<u>543,524</u>	
<b>Total Serial Bonds</b>		<b><u>1,386,140</u></b>
<b>Total Debt Service Appropriations</b>		<b><u>\$ 1,391,140</u></b>

**Debt Service Fund - Estimate Revenues**

<b>5031 <u>Interfund Transfers</u></b>		
Transfer from General Fund	430,582	
Transfer from Water Fund	935,088	
Transfer from Sewer Fund	<u>20,370</u>	
<b>Total Estimated Revenues - Debt Service Fund</b>		<b>1,386,040</b>
Appropriated Fund Balance		<u>5,100</u>
<b>Total Estimated Revenues and Appropriated Revenue For Debt</b>		<b><u>\$ 1,391,140</u></b>